



**Comhairle Contae
Dhún na nGall**
Donegal County Council



Buiséad Ioncaim
Revenue Budget

2018



**Comhairle Contae
Dhún na nGall**
Donegal County Council

**Comhairle Contae Dhún na nGall
Donegal County Council**

**Statutory Revenue Budget
2018**

MEMORANDUM – BUDGET 2018

The draft Revenue Budget 2018 was considered by the Council at the Statutory Budget Meeting held on the 20th November 2017 and 1st December 2017. Amendments to the Draft Revenue Budget (see below) have been incorporated herein.

The words 'Draft Revenue Budget' can now be replaced with 'Adopted Revenue Budget' throughout the text.

Amendments to Draft Revenue Budget 2018 – Statutory Budget Meeting of 20th November and adjourned meeting of 1st December 2017

Readers should be aware that the amendments listed below need to be taken into account when reading the Chief Executive's Report, Head of Finance Commentary and Divisional Preambles.

Expenditure **Increases/(Reductions)**

Sub-Service	Sub-Service Title	Amount
H0301	Administration of Rates Office	€125,000
H1101	Agency & Recoupable Services	(€125,000)
Net Total		€0

Total Gross Income & Expenditure

	Draft	Adopted	Difference
Expenditure	€148,795,554	€148,795,554	€0
Income	€148,795,554	€148,795,554	€0

The total gross income and expenditure budget in the sum of €148,795,554 remains unchanged.

Annual Budget 2018

Table of Contents

Part I

Narrative	
Chief Executive's Report	1
Head of Finance Commentary	12
Divisional Preambles	19

Part II

Statutory Revenue Budgets 2018 (Tables)	32
Table A - Calculation of Annual Rate on Valuation	33
Table B - Expenditure and Income for 2018 and Estimated Outturn for 2017 - Summary	34
Table C - Calculation of Base Year Adjustment	38
Table D - Analysis of Income from Goods and Services	39
Table E - Analysis of Income from Grants and Subsidies	40
Table F - Expenditure and Income by Division for 2018 and Estimated Outturn for 2017 - Detail	41
Division A - Housing & Building	42
Division B - Road Transport & Safety	47
Division C - Water Services	52
Division D - Development Management	56
Division E - Environmental Services	61
Division F - Recreation and Amenity	66
Division G - Agriculture, Education, Health and Welfare	70
Division H - Miscellaneous Services	74
Appendix 1 - Central Management Charge	79
Appendix 2 - Summary of Local Property Tax Allocation	80
Certification of Adoption	81

AN BUISÉAD BLIANTÚIL IONCAIM 2018

1. RÉAMHRÁ

1.1 Cuirim faoi bhur mbráid lena phlé an Dréacht-Bhuiséad do 2018. Soláthraíonn an Dréacht-Bhuiséad seo le haghaidh caiteachais de shuim €148,795,554 don bhliain dar críoch 31 Nollaig 2018 agus is é a chuspóir agus a chomhthéacs ná leanúint leis an bhéim ar na croí-ghníomhaíochtaí agus ar an obair riachtanach laethúil a bheidh ar siúl le linn 2018, agus chomh maith leis sin, le béim ar na cúinsí seachtracha a mbeidh tionchar acu ar an Chomhairle agus ar an Chontae sna cúig agus sna deich mbliana amach romhainn, go háirithe an gá atá le pleanáil straitéiseach sa chomhthéacs seo.

Is iad na príomh-eilimintí atá ag croílár an bhuiséid seo inbhuanaitheacht na heagraíochta, á tábhacht i gcomhthéacs ról atá ag athrú de bharr athchóiriú níos forleithne ar an earnáil Rialtais Áitiúil, agus pleanáil airgeadais a thugann tacaíocht dó seo. Sa chomhthéacs níos leithne sin thuas, bhí na cuspóirí straitéiseacha atá leagtha amach ag an Chomhairle sa Phlean Corparáideach 2015-2019 an-tábhachtach agus an-lárnach in ullmhú an Dréacht-Bhuiséid seo. Is iad seo:

- Ról ceannasach a ghlacadh i dtaca le **forbairt eacnamaíoch inbhuanaithe agus cruthú post** a chur chun cinn.
- Bainistiú, cothabháil agus forbairt a dhéanamh ar an **infreastruchtúr** fhisiciúil, sóisialta, eacnamaíoch, comhshaoil, pobail agus cultúrtha inár gContae.
- **Seirbhísí agus tacaíochtaí** inrochtana, éifeachtúla agus luach ar airgead a chur ar fáil.
- Na **healaíona, cultúr, comhshaoil, oidhreacht agus teangacha** a chaomhnú, a bhainistiú, a chur chun cinn agus tacú leo.
- Tacú le **pobail inbhuanaithe agus chuimsitheacha** agus iad a chur chun cinn.
- Tacú lenár **gcumas eagraíochtúil** lenár gcuspoirí a bhaint amach agus é a fhorbairt.

Tá, agus beidh, '**Comhthéacs Dhún na nGall**' ina mhórchuid den obair atá bainte le hullmhú an Dréacht-Bhuiséid, chomh maith leis na pleananna agus an cur i bhfeidhm a eascraíonn as. Seo a leanas na nithe a imríonn tionchar ar '**Comhthéacs Dhún na nGall**':

- 'An Ghné Áitiúil' ar leith
- Béim láidir ar an Ghné Trasteorann
- An Breat-Imeacht
- An Pobal Ardraidhmeannach agus Díograiseach
- Spiorad agus Díograis úr Fiontraíochta
- Féiniúlachtaí Láidre Fo-Chontae
- Tírdhreach Sármhaith, agus i measc rudaí eile;
- Roinnt Deiseanna Forbartha

Agus creat á chur ar an Dréacht-Bhuiséad do 2018, bhí mé airdeallach ar thuairimí na Comhairle Tofa, agus leagadh béim ar roinnt príomh-réimsí i dtaca le gníomhaíochtaí agus seirbhísí a sholáthar, ar a n-áirítear:

- Forbairt Eacnamaíoch agus Cruthú Post
- An Contae a mhargú go Réigiúnach, go Náisiúnta agus go hIdirnáisiúnta
- Infreastruchtúr tábhachtach a chothabháil agus a fheabhsú - Bóithre, Tithíocht, Pleanáil etc.
- Bailte Tuaithe, Sráidbhailte, agus Pobail ar fud an Chontae a chur chun cinn agus a fhorbairt
- A oiread leasa agus is féidir a bhaint as Acmhainní na Comhairle féin le haghaidh Seirbhísí Tosaíochta
- Tacú le Soláthar Seirbhísí ó na hIonaid Seirbhíse Poiblí
- Sruthanna breise maoinithe a aimsiú agus tacú le comh-airgeadú
- Fócas leanúnach ar Fhorbairt agus ar Chur Chun Cinn na Turasóireachta

Agus muid ag dréachtú buiséid a sholáthraíonn do réimsí tábhachtacha ar nós An Tionscnaimh Ciste Forbartha, maoiniú a sholáthar le haghaidh cláracha oibre i seirbhísí riachtanacha tosaigh, agus ag díol as costais na heagraíochta i dtréimhse iar-chúlú eacnamaíochta, tá gá le hardú rátaí 5% a lorg. Má aontaítear an méadú seo, tiomsóidh sé suim de €1,742,704 agus cuideoidh sé lena raibh i mBuiséad faofa 2017 a dhéanamh arís, go ginearálta. Agus mé ag lorg an ardaithe seo atá beartaithe, tá na himpleachtaí ar fad curtha sa mheá go cúramach agam, idir na costais bhreise a bheadh ann do lucht an ghnó dá bharr sin agus an costas suntasach deise a tharlóidh má chaithfear Caiteachais na Comhairle a laghdú i réimsí ar nós An Contae a Chur Chun Cinn, Tograí Fostaíochta agus Forbartha, agus a bheith ag leanúint le tacaíochtaí tábhachtacha don tionscal turasóireachta a bhfuil borradh úr faoi. Agus an moladh seo á dhéanamh agam, bhí aird ar leith agam ar thuairimí meáite na gComhaltaí mar a cuireadh i láthair ag Cruinnithe na gCeantar Bardais iad agus fríd an phlé a rinneadh ag cruinnithe buiséid na gCeantar Bardais don bhliain 2018, chomh maith leis an Cheardlann Bhuiséid iomlánach ar na mallaibh.

Má ghlacfar leis an Dréacht-Bhuiséad seo, cuideoidh sé linn leanúint leis an obair forbartha réamhghníomhach agus béim ar leith ar fhoinsí seachtracha maoinithe a aimsiú, ar nós INTERREG, PEACE, Deontais ar leith Áiséneachta/Roinne agus cineálacha eile cuidiú teicniúil chun cur lenár gcumas freastal ar na tosaíochtaí éagsúla a pléadh ag leibhéal na gCeantar Bardais. Sa chomhthéacs seo, tá mé sásta go raibh an Chomhairle in ann taisce cúltaca a choinneáil le cuidiú linn leanúint de bheith ag cur comh-mhaoiniú ar fáil do scéimeanna a fhaigheann maoiniú seachtrach le haghaidh réimsí éagsúla san am amach romhainn.

ANNUAL REVENUE BUDGET 2018

1. INTRODUCTION

1.1 I submit for your consideration the Draft Revenue Budget for 2018. This Draft Budget provides for expenditure in the sum of €148,795,554 for the year ending 31st December 2018 and is set in the context of maintaining the focus on the core business and day to day operational requirements that will arise during 2018, and also on the external factors that will continue to affect the Council and the County over the next five to ten years in particular and the need for strategic planning in this context.

The sustainability of the organisation, its relevance in the context of a changing role as provided for within the wider reform of the Local Government Sector, and the financial planning that underpins same are therefore key elements of this budget consideration. In the wider context of the above, the strategic objectives set out by the Council in its Corporate Plan 2015 - 2019 remain highly relevant and central to the preparation and consideration of this Draft Budget. These are:

- To take a lead role in promoting sustainable **economic development and job creation**.
- To manage, maintain and develop the physical, social, economic, environmental, community and cultural **infrastructure** in our County.
- To provide accessible, efficient and good value **services and supports**.
- To conserve, manage, support and promote **arts, culture, environment, heritage & languages**.
- To support and promote **sustainable and inclusive communities**.
- To support and develop our **organisational capacity** to achieve our objectives.

The '**Donegal Context**' is and will rightly remain the overarching element of the work that feeds into the preparation of the draft Budget and the plans and delivery that flow from it. That '**Donegal Context**' is heavily influenced by;

- Its Uniquely 'Local Aspect'
- A Strong Cross Border Dimension
- Brexit
- An Ambitious and Determined People
- A re-emerging Entrepreneurial Spirit and Effort
- Strong Sub-County Identities
- An Outstanding Landscape, and among other things;
- Certain Developing Opportunities

In framing the Draft Revenue Budget for 2018, I have taken account of the views of the Elected Council, with an emphasis on a number of key areas of service delivery and activity which includes:

- Economic Development and Job Creation
- Marketing the County Regionally, Nationally and Internationally
- The Maintenance and Improvement of key infrastructure – Roads, Housing, Planning etc.
- The Promotion of Development in Rural Towns, Villages and Communities across the County
- Maximising the Council's own resource provision for Priority Services
- Supporting Service delivery from the Public Service Centres
- Targeting additional Funding streams and enabling co-financing
- A continued focus on Tourism Development and Promotion

In drafting a budget that provides for key areas such as the Development Funds Initiative, the funding of work programmes across essential front line services and meeting organisation costs in a post recession period, it has been necessary to seek a rates increase in the amount of 5%. This increase, if resolved, will raise an amount of €1,742,704 and will enable the repeat of the general capacity contained in the 2017 adopted Budget. In deciding to seek this increase proposed, I have carefully weighed up the implications between the additional costs arising for business as a consequence and the considerable opportunity cost that will arise if the Councils Expenditures need to be reduced in areas such as Promotion of the County, Employment and Development Support Initiatives and the continuation of key supports to the rejuvenated tourism Industry. In making this proposal, I have had particular regard to the considered views of the Members as presented through the Municipal District Meetings, the Municipal District Budget considerations process for 2018 and the recent plenary Budget Workshop.

The adoption of the Draft Budget herein will enable a continuation of pro-active development work with a particular emphasis on targeting external sources of funding such as INTERREG, PEACE, specific Agency/Department Grants and other forms of technical assistance to provide an additional means of meeting the various priorities as discussed at Municipal District level. In this context, I am pleased that the Council has been able to maintain a capacity within reserves to enable it continue to co-fund schemes that are externally funded across a range of areas in the period ahead.

1.2 Financial Planning Context

Members will be aware that considerable progress has been made during the past number of years in dealing with the overall financial position of the Council. The Councils accumulated Revenue Deficit as at 31st December 2016 is €9,717,139. It is anticipated that the budget for 2017 will out-turn on a balanced basis. In recent years and as a means to maintain the necessary level of service and activity, the Council has had a reliance on exceptional measures to balance successive Budgets. While the structured approach taken by the Council is endeavouring to establish an ability to reduce the reliance on these exceptional measures over time and to eliminate same incrementally, there is a requirement to repeat this approach for 2018. In this context the amount of exceptional measures necessary to enable a balanced budget (albeit in addition to a rate increase generally at 5%) is €5,011,542. It is my view that the Council's approach to maintaining expenditure and investment levels, through the use of such an approach, will continue to have a positive cost benefit for the organisation, the local economy and the citizens of the County. This approach, which has been focused and planned, places the organisation in good stead to embrace the new opportunities that will arise.

A significant plank in the Council's approach to eliminate its reliance on exceptional balancing measures, which are in themselves finite, is the objective to grow the Rates base by supporting the growth in the number of businesses operating in the County which in turn generates employment growth. This is already happening and is evidenced by some buoyancy in the rates base from 2017 to 2018 when measured on a like for like basis. The work that the Council must do in pursuit of this objective over the next 3 to 5 years to support Foreign Direct Investment, its indigenous employers, and new entrepreneurs, is dependent on an ability to maintain the necessary budget capacity. This work extends across the full range of Council Activity with a particular emphasis on Infrastructure Improvement and provision, skills development in the region, student retention and local population growth.

1.3 Decision of the UK to Exit the European Union

The decision by the UK to leave the European Union brings with it a need for the Council to take a leadership role at local and regional level as demonstrated through the resolution of Council in July 2016. Considerable work has been done on this in conjunction with our neighbouring Derry City and Strabane District Council and as considered by the North West Regional Development Group. The work being done by the two Councils, which has included a significant engagement with sectoral groups and representatives enables the Council to be in a stronger position to prepare and plan for the interventions that will be needed. The two Councils have also worked in a wider regional context with the other Councils North and South along the Border necklace and have produced an evidenced based regional report which was recently launched in Brussels. This work will likely include an ongoing engagement with Community and various other Sectors across the County. The Council will make every effort to be prepared to respond and advocate on this matter. The various marketing and promotions for the County and Region will reflect and address identified needs arising.

2. Key Enablers / Considerations

2.1 Local Property Tax

Local Property Tax (LPT) is a very significant source of revenue income for the Council in 2018. The total income from LPT relied on in the Draft Revenue Budget 2018 is €25,119,850 which is made up of an amount of €16,388,076 from an equalisation fund transfer. This equalisation transfer represents the single largest such transfer to any Local Authority for 2018. The notification of the allocation at an early stage of the budgetary process is welcome and ensures greater certainty. This is a significant contribution from the LPT whether local or through the equalisation process to the Council's income for 2018.

2.2 Commercial Rates

Commercial Rates remains a key area of revenue income for the Council representing some 22.24% of projected overall income in 2018. The small business grant scheme was available to rate payers again in 2017 enabling the majority of small businesses to achieve a 5% reduction in rates. I am recommending that this scheme is repeated in 2018. The approach taken on rates and harmonisation has provided and enabled an unprecedented certainty for business in particular since 2009. Underpinned by a reduction in ARV of 3% in 2010 and 3.5% in 2011, the ARV remained static for the 5 years to 2016, with a marginal reduction in the effective ARV in 2016 and 2017 in the former County area. The general level of Rates reduction, and the duration over which it has been maintained, is unique in the recent history of the Council. I want to fully acknowledge the significant contribution from the business sector to the Council's finances down through the years and in proposing the general 5% increase I am mindful that the opportunity cost of not doing so could impact adversely on the local economy and, by extension, the vast majority of businesses and citizens that depend on it.

2.3 Staffing & Workforce Planning

In my report for the 2017 Budget, I updated on the progress made in relation to the agreement with Trade Unions representing managerial, professional / technical and clerical / administrative staff and Outdoor Workers. This is a significant milestone in that it sets the core number of posts across the organisation's management and staffing structure after a prolonged period of uncertainty arising from the economic downturn which resulted in staffing levels reducing considerably due to the non filling of vacancies. As a consequence, posts were either left vacant or filled on a prioritised basis having regard to organisational requirements in a temporary / acting capacity during the intervening period.

Recruitment campaigns arising from the agreed Workforce Plan are now completed and permanent appointments have been made in 2017. In many cases, the offers of appointment have been made to existing staff resulting in a discontinuation of longstanding, temporary arrangements. As a consequence of these appointments, vacancies arose for frontline staff at entry grades and this has led to offers of employment to external candidates primarily in front line roles in Roads, Machinery, Water Services and Clerical Administration. This process has resulted in the filling of 65 posts on a permanent basis in 2017.

This will mean a return to a more routine filling of posts as vacancies arise which will enhance the organisations arrangements for ensuring that staffing resources are provided in a timely and efficient way to support the work of the Council. As in previous years, there will continue to be opportunities for seasonal employment and for specific projects as and when required when exceptional funding becomes available.

3. Developing the County

3.1 Economic Development, Enterprise and Community Support

In my Budget reports for the past number of years I have referenced the role of Donegal County Council as a key agency in the economic development of the County and in the development of the County's resources to support business and entrepreneurship generally. This relates to the work carried out by Donegal County Council in its own right, across its various Directorates, and also in its coordinating role as lead agency within the Local Community and Economic Planning Process in addition to its coordinating role with regard to the preparation and implementation of successive County Strategies.

The Draft Budget for 2018 provides for the continuation of this approach to enable business, community and sectoral development. The Council will work to ensure that the capacity and supports available from the LEO, EU Unit and various committees and those involving external partners such as the LCDC, Cross Border and Donegal Tourism Limited, amongst others, continue to be maximised.

3.2 Supporting Urban and Village Renewal Works

The Council has been proactive in terms of accessing all funding options available to undertake Town and Village Renewal type works in our many towns and villages across the County under both the 2016 and 2017 schemes. The five locations that received funding under the Town & Village 2016 Programme are Dungloe, Ballyshannon, Ballybofey/Stranorlar, Ramelton and Carndonagh. A total of €95,000 is to be spent in each location of which €76,000 is provided by the Department and the balance coming from the Council. All works will be completed by March 2018, and will see tangible improvements works being carried out in consultation with local communities.

An allocation of €1,159,000 was received under the 2017 Town & Village Scheme in respect of 13 towns and villages countywide. These projects will be completed in 2018 together with the residual works from the 2016 Programme. A co-funding requirement in the sum of € 271,000 will be provided for within the 3 Year Capital Budget. The 13 locations concerned are; Arranmore Island, Ballyliffin, Burtonport, Carrigart/Downings, Churchill, Convoy, Dunkineely, An Falcarragh, Kilcar, Mountcharles, Newtowncunningham, Rathmullen and St. Johnston.

Three projects were approved in the County under the REDZ 2016 Scheme; in Ballyshannon – The Gables (€48,000), Fort Dunree (€50,000) and Glenties Enterprise Centre (€200,000). In each case, the Council has supported the improvement works by way of meeting the co-funding requirements and is engaged with local communities in advancing the works.

3.3 Local Enterprise Office

The Donegal Local Enterprise Office (LEO) continued to develop its offering during 2017 working in partnership with other agencies, businesses generally and new clients in particular. Considerable work has been done by the LEO in association with the wider Council to establish synergies of effort in the support of and creation of new business and employment either through business expansion or new start-ups. The LEO has played a key role in the collective work done by this Council in association with Derry City and Strabane District Council in the aftermath of the decision by the UK to exit the European Union and continues to have a focus on this in the context of its normal work. The Council's continuing work with our Diaspora is being led out through the LEO.

3.4 Local Community Development Committee – Local Action Group

The new arrangements provided for by the Local Government Reform process have continued to evolve and bed down during 2017. The Local Economic and Community Plan for Donegal, which was prepared with the benefit of the collaborative input of the Community sector and other partners provides a valuable framework on which to build. These revised arrangements for the Local Community and Economic Planning process have resulted in closer working relationships between the Council and the Local Development Sector and I wish to acknowledge the continued co-operation and help of those directly involved. Consequent to the above, the Council through the LCDC acting as the Local Action Group, will continue the co-ordination of a range of funding programmes such as RDP/LEADER, SICAP, Peace IV, Designated Urban Grant Scheme and, where appropriate, certain other funding streams. This will represent significant spend in Donegal in 2018 and will support many valuable and worthwhile projects for the benefit of communities across the County.

3.5 The Cross Border Dimension and a Regional Context

The arrangements between Donegal and Derry City & Strabane District Councils have enabled a renewed approach to be taken to realise and sustain the development and growth of the North West Region of the Island. This work is focussing on the development of the region as an untapped source of great potential, economically, socially, culturally and environmentally. The arrangements for the North West Regional Development Group are now operational since 2015. The North West Strategic Growth Partnership which was proposed in the "Regional Prospectus" developed by the two Councils has met on 3 occasions to date and is scheduled to meet again in mid December. These arrangements have provided a valuable forum for both Councils to engage with the representatives of the various Departments of Government, North and South, in the context of opportunities and needs arising in the development of, and delivery on, an ambitious vision for the North West Region. The €2.5 million provided by the Irish Government as its contribution to the €5m fund as allocated through the Fresh Start Agreement to support the work of the two Councils may now be drawn down to support the cost of work of the two Councils in this regard.

3.6 Developing and Supporting Communities

The Council is very proud of the achievements of the various communities across the County in many initiatives such as the Tidy Towns Competition in successive years. This work has a huge benefit for each of the areas/communities concerned through the civic ownership and pride that it fosters, not to mention the marketing value of the exposure arising. In addition to this, Donegal is playing host to the IPB National Pride of Place Awards which are held in association with Co-operation Ireland. This is an all-island competition that acknowledges the work that communities are doing all over the island of Ireland. It will take place in Letterkenny during the first weekend in December and has the potential to have in excess of a thousand people visit the County to attend the awards.

3.7 Tourism Potential

In previous draft budget reports, I have highlighted the ongoing work to support Tourism Development in the County. I have also highlighted and acknowledged the valued engagement of all the relevant stakeholders at local, regional and national level. It is evident that the investment of the Council and the ongoing collaborative approach has led to very positive outcomes. I propose that the efforts, investment and engagement of the Council in this connection should continue similarly in 2018 and the Draft Budget herein provides for that.

Work to develop the engagement of Donegal Tourism Limited as a vehicle for collaboration at County level has continued during 2017 and the Associate Members forum and network which I chair has enabled a direct engagement with a wider set of Tourism Providers than previously. This Forum, which also has Elected Member participation, meets up to 4 / 5 times per year and is attended by up to 30 service providers. It is a valuable resource to assist in developing the product locally and agreeing the optimum approach to locally supported Marketing Initiatives.

The Wild Atlantic Way continues to be a very successful initiative which brings significant opportunity to the County and Region. I acknowledge the collaborative approach and strong partnership that exists between the Council and Fáilte Ireland in this regard. The “visitor experience” is already strong through the development of many of the iconic attractions in the County. We are fortunate to have jewels such as Sliabh Liag, Glenveagh Castle and Park, Malin Head, Fanad Lighthouse, Grianan of Aileach, arguably the Best Beaches on the Island, excellent accommodation, an unmatched authenticity and a very welcoming people.

The evidence from the providers indicates that visitor numbers to the County in 2017 experienced an overall growth, building on a number of previous year on year increases. Indeed the number of persons now working in Tourism in the County whether full time, part-time or seasonal far exceeds employment levels in 2011. It is estimated that well in excess of 1 in 10 people in employment in the County now work in tourism or a tourism related area of activity. Notwithstanding the achievements to date there are particular areas that require specific supports having regard to unique circumstances. In order to build successfully on the achievements to date, the Draft Budget 2018 has again made a significant provision to further support Council activity in Tourism generally with a view to further strengthen and ensure the sustainability of the strong collaborative effort that exists right across the County.

3.8 Developing Community benefits of the WAW Route in the County

Visitor numbers to the County now well exceed 600,000 annually. This brings an economic boost of over €170 million. There is, I believe, the potential to achieve a further significant increase in visitor numbers and spend in the years ahead. While progress has been made through improved offerings and more innovative approaches by the service providers, it is clear that there is an enormous potential to create further linkages between what is seen as the WAW route and the range of attractions that exist right across the County, thereby improving the visitor’s experience, increasing dwell time and spreading the benefit. Planned work with the assistance of external funding on developing the strategic approach to the further development of walking and cycle routes in the County (detailed separately) will be a key resource in this regard. There is a particular synergy between this potential and the development of the Rural Towns and Villages of the County which can be progressed in collaboration with local Communities across every Municipal District during 2018. The collaborative work of the local Communities where particular success has already been achieved is an exemplar in this regard. There is a sufficient market available to sustain a much expanded offering, leading to higher visitor numbers, a strengthened Donegal Brand and the generation of increased revenues. It remains a priority for the Council to assist those communities by helping them target the various funding programmes and accessing technical guidance so that these ambitions can be achieved.

3.9 Maximising the benefits of special events such as the 'Irish Open'

The Council has, as part of its ongoing work of promoting the County and assisting local economies over the years, put a lot of effort into securing headline events, competitions, programmes and Nationally Significant conferences. The IPB Pride of Place Awards being held in association with Co-operation Ireland, to be hosted in Letterkenny this December, is an example. These events bring much spend to the local economy whether in accommodation, food, services or retail spend and also affords the opportunity to make a lasting impression and thereby create the potential, whether directly or through the associated marketing for future repeat visits and the associated revenues.

The Irish Open to be hosted in Ballyliffin in July 2018 provides an exciting opportunity not just for the Club but also for Inishowen, and the whole County to showcase its offerings and attributes as it delivers on the promise to successfully host this prestigious event. This opportunity, as Members will be aware, requires much support and spend, some of which is required from the Council. The Council will through the adoption of this draft Budget be in a position to support the measures necessary to secure the event. The Council will continue to work with the Club to assist where it can. The principal engagement of the Council is structured through a Council led group which is chaired by Liam Ward, Director of Service and is supported, as required, by the appropriate staff representatives from across the relevant areas of Council work.

3.10 Strategically positioning the development of Cycleways, Walkways and Greenways

The Council is committed to the development of Cycleways, Walkways and Greenways in the County as a significant element of the County's Tourism offering and has been successful in attracting external funding to advance many of the projects in this area and will continue to avail of all opportunities to advance these headings in terms of strategic infrastructure. A full time Walks and Trails Officer has been appointed and will work closely with other key staff in the delivery of this key infrastructure in the County.

The Council is examining the cycle routes in the County to bring them to an acceptable standard, including the North West Cycle route, the Kingfisher Trail, Ballyshannon Loops and the Donegal and Inishowen Cycle ways. The Donegal Cycleway has recently been included in the Euro-velo route. This is a European route running from Scandinavia to South Portugal. It enters Donegal at the border with Derry and follows the existing Donegal Cycleway. The Council have been awarded €308,000 towards the provision of signage and marketing the route.

Fifteen projects across the County were approved in September 2016 and an additional eight projects were approved in 2017 under the Rural Recreation Fund. The total grant allocation is in the order of €134,000 from the Department of Rural & Community Development with co-funding being provided by the Council. This will enable maintenance work and signage upgrade to be carried out on the county's Walking Trail infrastructure.

Donegal County Council has been successful in a joint bid with Derry City & Strabane District Council under INTERREG V to develop 46.5 km of cross border greenways. Three routes have been funded which include Derry to Muff via Culmore road (10.5km), Derry to Buncrana via Tooban junction with spur linking to cycle way at Inch (32.5 km) and Strabane to Lifford via Lifford Bridge (3.5 km).

The Letterkenny to Burtonport Greenway is a good example of a community led initiative which aims to develop a greenway along the route of the old Letterkenny / Burtonport Railway line. Local groups have been working in collaboration with agencies and communities to develop sections of the

route into a walkway and cycleway. The areas currently involved include Termon, Creeslough, Falcaragh, Dunlewey, Gweedore, Loughanure, Meenbanad and Burtonport. In order to progress this project, it is intended that the Council assign a resource to prepare the necessary work and documentation required for funding applications.

The Council is also examining the feasibility of similar initiatives, including in the following areas:

- Ballybofey, Donegal Town via Barnes More Gap
- Carrigans, St Johnston and Porthall
- Carrigart – Downings

3.11 The Importance of further development of Visitor Attractions

As referenced in a number of places in this Draft Budget Book, the importance of visitor attractions is key to a sustainable Tourism Industry. Much work has been done either directly by the Council or with the assistance of agencies such as Fáilte Ireland, various Government Programmes, the private sector and communities across the County. Excellent work has already been done on the Wild Atlantic Way route in the County generally, on specific look out points and other key places on it in addition to the works at iconic places such as Sliabh Liag, Fanad Lighthouse and Malin Head. It is essential that the programme of visitor attraction improvements continue for the foreseeable future as the County delivers on what is I believe its very considerable potential in this regard. To this end, the Council will, in association with Fáilte Ireland and working with the local communities, continue to focus on the potential for further similar developments throughout the County.

4. Response to Exceptional Weather Event in August 2017

Following the exceptionally intense rain storm in August 2017, severe flooding occurred in many parts of the County with the most damage being done in Inishowen. The heavy rainfall associated with this storm gave rise to serious flooding and damage. The response by staff and agencies was commented on and acknowledged by Council. In the aftermath of the storms, the cost of the damage to the public road network was valued in excess of €15 million. The Council has made special applications to the appropriate Government Departments and agencies for the necessary monies to remedy the damage done in its areas of responsibility. Work is ongoing to rectify the damage and particularly that done on the roads and bridges.

There has been significant drainage works undertaken across all areas of the County by the Council following the 2015, 2016 and 2017 storm events. The Council has received positive comments from the general public on the handling of this work. The Council also invested some of its own resources to match Department funds to allow for a more extensive programme in drain cleaning.

The OPW is running a major Flood Study and has close to €400million in funding to undertake Flood Relief Works across the country and the Council are actively participating in that process. Separately, the Council continues to work with Local Groups and Communities to attract special monies from OPW for local and what are termed minor drainage and flood relief works.


ACKNOWLEDGEMENTS

I wish to extend my thanks and appreciation to the Cathaoirleach Cllr. Gerry McMonagle, former Cathaoirleach Cllr. Terence Slowey and to the Members of the Council for their support and co-operation over the past 12 months. I wish to thank the Corporate Policy Group and the Strategic Policy and other Committees for their efforts and application in delivery on the 2017 work plan.

I wish to acknowledge the continued significant contribution of my colleagues on the Councils Management Team and their staff in the delivery of an intensive programme of works and services over the past years. I also wish to acknowledge the efforts of the Directors of Service and their staff in the preparation of this Draft Revenue Budget for 2018. In acknowledging the efforts of Mr. Garry Martin and his staff, I wish to also acknowledge the input to the process of Mr. Richard Gibson as the Council's Management Accountant. I wish to thank Mr. Liam McCarron and Ms. Anne McElchar for their roles in supporting the running of the Chief Executive's Office.

RECOMMENDATION

I recommend that the Council adopt the 2018 Draft Revenue Budget as presented with an Annual Rate of Valuation (ARV) of €71.81 for the County and former town Council areas of Letterkenny and Bundoran and €52.29 for the former town Council area of Buncrana.


Seamus Neely
Chief Executive

9th November 2017

Head of Finance Commentary

Prescribed Period of Budget 2018

The Minister for Housing, Planning and Local Government has determined the period 1st November 2017 to 30th November 2017 as the prescribed period for Donegal County Council for the holding of the 2018 Revenue Budget Meeting.

The Minister has also prescribed the period 16th October 2017 to 17th November 2017 for the holding of a meeting of municipal districts to consider the draft budgetary plan.

The Statutory Revenue Budget Meeting will be held at 10am on 20th November 2017.

The Budget must be adopted within a period of 14 days commencing on that date. The final date for the adoption of the Budget is 3rd December 2017, noting that the latest available normal working day is Friday 1st December.

The Draft Budget has been prepared in the format prescribed by the Department of Housing, Planning and Local Government.

Budget Preparation

The Council

As required under Section 20 of the Finance (Local Property Tax) Act 2012, as amended, the full Council considered and resolved to maintain the LPT in 2018 for Donegal at the same rate as for 2017 at the Council meeting held on 25th September 2017.

Corporate Policy Group

The Corporate Policy Group discussed the context and considerations affecting the preparation of the 2018 Draft Budget at meetings held on 17th July 2017 and 18th September 2017.

Municipal Districts

The Municipal Districts, as part of the draft budgetary plan and plenary budget preparation and as required under Sections 2.1 and 2.2 of Circular Fin 06/2017, considered and discussed a range of issues as part of budget workshops held during 2nd - 6th October 2017 and made further observations and recommendations when formally considering their respective draft budgetary plans at meetings during the period 19th - 25th October 2017.

Plenary Workshop on Budget 2018

A plenary workshop was held on 3rd November 2017 to review and consider issues and options in the final preparation of the draft Revenue Budget for 2018.

Financial Context

The 2018 Budget

This Budget is based on the following bases and assumptions:

- A Local Property Tax allocation of €25,119,850 and including equalisation funding of €16,388,076 has been made to Donegal County Council for 2018. This is a figure equivalent to that allocated for 2017.

- The Local Property Tax has not been varied in respect of Donegal for 2018.
- The annual rate of valuation (ARV or rates multiplier) of €68.39 has already been adopted as the harmonised rate for all of County Donegal, in line with Circular Fin 6/2014, as part of the adoption of the Revenue Budget for 2015.
- In line with Section 29 of the Local Government Reform Act 2014, the former town Council areas of Letterkenny and Bundoran have been recommended for harmonisation, as part of a process that subsequently recommends an increase in the ARV for Donegal for 2018.
- In line with Section 29(8) of the Local Government Reform Act, a Ministerial Order has been approved in respect of the former Buncrana Town Council area, with the effect that the proposed level of ARV for the area, at time of harmonisation for the rest of the County, is at the level originally planned for when full harmonisation for the rest of the County was expected.
- The draft budget provides for a total directly-applied General Municipal Allocation (GMA) of €740,000 and takes account of the Municipal District budget meeting discussions and feedback in this regard.
- The Council will deliver certain water services on behalf of Irish Water in 2018 and this budget is prepared on the basis that the costs incurred by the Council will be recouped in full in line with the existing Service Level Agreement with Irish Water.
- There remains a requirement, as part of a multi-annual approach to continue with a number of exceptional measures to match income with required expenditure for 2018 and in an effort to provide a balanced budget for the members' consideration. This includes :
 - Utilisation of Internal Capital Receipts €750,000
 - Availability of certain other reserves €2,761,542
 - Targeting of exceptional NPPR income €1,000,000
 - Application of efficiency measures €500,000
 - Total** **€5,011,542**
- The multi-annual approach in dealing with this systemic issue is being applied with the extent of exceptional measures adjusting from €5.893m in 2017 to €5.012m in 2018.

The draft Budget for 2018 provides for total expenditure of €148,795,554 and anticipates income of €115,700,150 from a range of services and sources including Local Property Tax, rents, fees, charges, loan repayments, grants, recoupments, ICR's, certain reserves and NPPR. The balance of €33,095,404 will be funded from commercial rates.

Division	Budget 2018
Housing and Building	€18,486,067
Road Transport & Safety	€51,361,957
Water Services	€17,828,813
Development Management	€12,715,745
Environmental Services	€13,490,451
Recreation and Amenity	€9,325,891
Agriculture, Education, Health & Welfare	€2,670,585
Miscellaneous Services	€22,916,045
Total	€148,795,554

Commercial Rates

Commercial Rates will provide income of €33,095,404 in 2018 subject to the members; a) adopting the proposition to harmonise which will have the impact of raising €209,058 and b) adopting the proposition to subsequently increase the ARV by 5% which will have the impact of raising a further €1,533,646.

Outturn 2017

The 2017 Revenue Budget has been managed with the objective of working towards a balanced outturn at year end. Exceptional measures applied as part of the 2017 Revenue Budget adopted have been worked through, with the objective of mitigating where possible.

While the outcome for 2017 will not be known until completion of the Annual Financial Statement, the indications at present are trending, as last year, towards a broadly balanced outcome taking into account an expected requirement to utilise a proportion of these exceptional measures (reserves) to meet this outcome.

While a balanced outturn will be met using this approach, it is neither desirable nor sustainable, and reflects an absolute need to identify and apply sustainable income lines as a matter of urgency.

Irish Water

Irish Water has been calculated as a contra item for 2018, i.e. that all expenditure associated with the provision of the Service Level Agreement (SLA) will be recouped in full and that no cost will fall to the Council in respect of this work area for the coming year.

This is currently estimated at €15,627,608. The expenditure trend in this area will continue downward, as spend on areas such as goods and services are no longer reflected in the Councils accounts.

Payroll

The total payroll cost for 2018 is €66,712,417, inclusive of pensions and gratuities of €9,419,911. Of this amount, €10,036,544 is included in the Irish Water budget and €2,830,292 is budgeted for in the Capital Account.

The unwinding of the various Financial Emergency Measures in the Public Interest Acts has, since 2016, seen the gradual restoration of pay, with these culminating in 2018. Additionally, it is envisaged that a new National Wage Agreement will come into force in 2018, with consequential costs. In that context, additional income has been allocated from the DHPLG in acknowledgement of these non-discretionary costs in the amount of €1,666,216 for 2018.

When taking into account staff fully chargeable to Irish Water and other Capital/chargeabilities, there is no additional demand from Council own resources for restored pay and allowances in 2018.

Staff Pensions and Gratuities amount to €9,419,911, made up of €2,381,145 for gratuities and €7,038,766 for pensions. While the level of gratuities will vary from year to year, the underlying trend for pension payments each year continues upwards.

The overall payroll budget for 2018 shows a substantial increase, driven variously by the implementation of the organisations workforce plan, both indoor and outdoor, and reflecting both additional numbers and revised grading structures, in addition to the aforementioned unwinding of the various Financial Emergency Measures in the Public Interest Acts 2009 - 2013, as they relate to public service pay.

Table of Expenditure & Income Budget 2018/Budget 2017

Divisions	Budget Expenditure 2018	Budget Expenditure 2017	Budget Income 2018	Budget Income 2017
Housing & Building	€18,486,067	€17,220,316	€19,159,319	€18,801,809
Road Transport & Safety	€51,361,957	€39,776,169	€34,510,054	€23,485,835
Water Services	€17,828,813	€18,180,175	€16,340,658	€16,811,291
Development Management	€12,715,745	€11,452,497	€2,388,809	€2,471,843
Environmental Services	€13,490,451	€13,245,742	€1,035,095	€1,070,196
Recreation & Amenity	€9,325,891	€8,873,441	€665,404	€583,060
Agriculture, Education, Health & Welfare	€2,670,585	€2,590,096	€498,329	€486,329
Miscellaneous Services	€22,916,045	€23,725,410	€15,982,632	€15,600,393
Local Property Tax/General Purposes Grant			€25,119,850	€25,119,850
Amount of Rates to be Levied			€33,095,404	€30,633,240
Total	€148,795,554	€135,063,846	€148,795,554	€135,063,846

Standard Rounding Rules Apply

Income & Expenditure Movements 2017 - 2018

Overall expenditure has increased from €135,063,846 in 2017 to an estimated €148,795,554 in 2018.

The primary reasons for this movement include:

- An increase in Roads related grants, primarily relating to Inishowen flood remediation activities, in the amount of €10,919,121
- An increase in payroll, attributable to revenue only, of €465,746
- An increase in insurance costs of approximately €400,000
- An increase in staff pensions and gratuities costs of €200,812
- An increase in commercial rates income of €2,462,164 (a combination of buoyancy and an increase in the ARV)

Sources of Expenditure Comparison with Previous Year

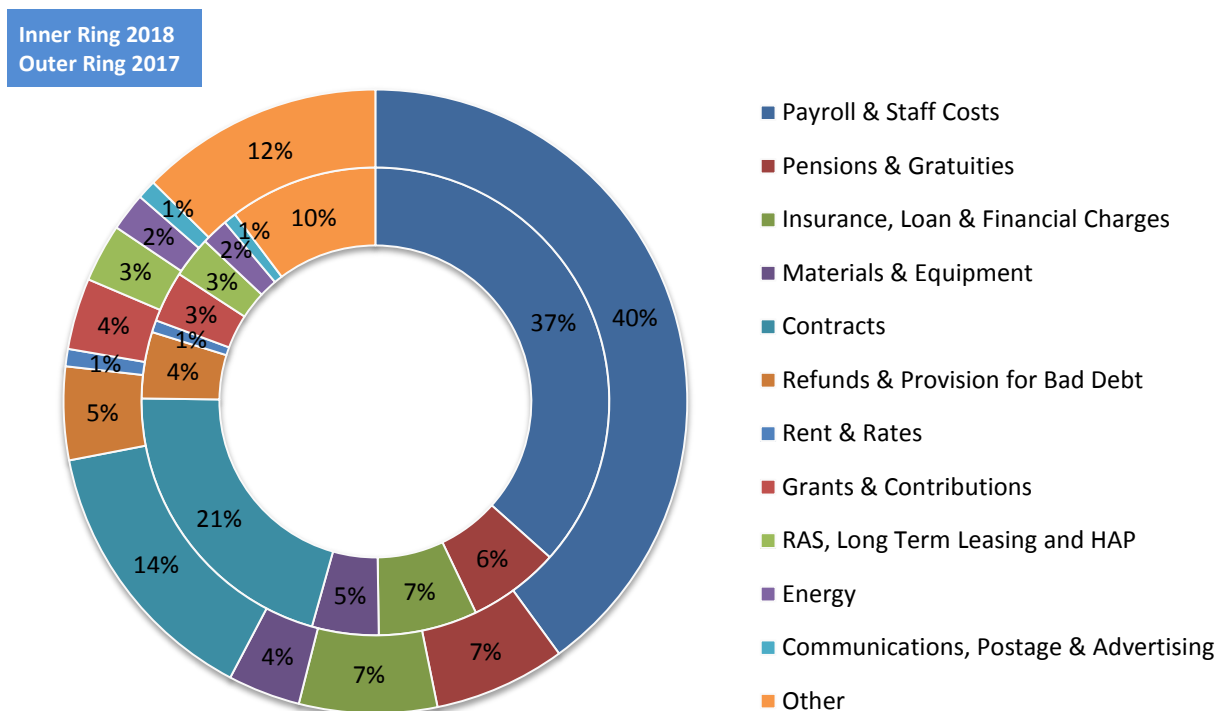


Table of Sources of Expenditure 2018/2017

Sources of Expenditure	Budget 2018	Budget 2017	2018 %	2017 %
Payroll & Staff Costs	€54,462,214	€53,996,468	36.60%	39.98%
Pensions & Gratuities	€9,419,911	€9,219,099	6.33%	6.83%
Insurance, Loan & Financial Charges	€10,171,656	€9,653,607	6.84%	7.15%
Materials & Equipment	€6,855,233	€5,066,454	4.61%	3.75%
Contracts	€30,991,171	€19,274,098	20.83%	14.27%
Refunds & Provision for Bad Debt	€6,832,564	€6,522,209	4.59%	4.83%
Rent & Rates	€1,245,763	€1,212,203	0.84%	0.90%
Grants & Contributions	€5,252,236	€4,997,718	3.53%	3.70%
RAS, Long Term Leasing and HAP	€4,241,513	€4,072,288	2.85%	3.02%
Energy	€2,766,867	€2,666,412	1.86%	1.97%
Communications, Postage & Advertising	€1,304,335	€1,342,217	0.88%	0.99%
Other	€15,252,091	€17,041,073	10.25%	12.62%
Total	€148,795,554	€135,063,846	100%	100%

Note: Additional emphasis has been applied for Budget 2018 on the allocation of income and expenditure against appropriate account elements. Budget 2017 figures have been restated, where re-profiling has occurred, to allow for the figures to be compared year-on-year.

Sources of Income Comparison with Previous Year

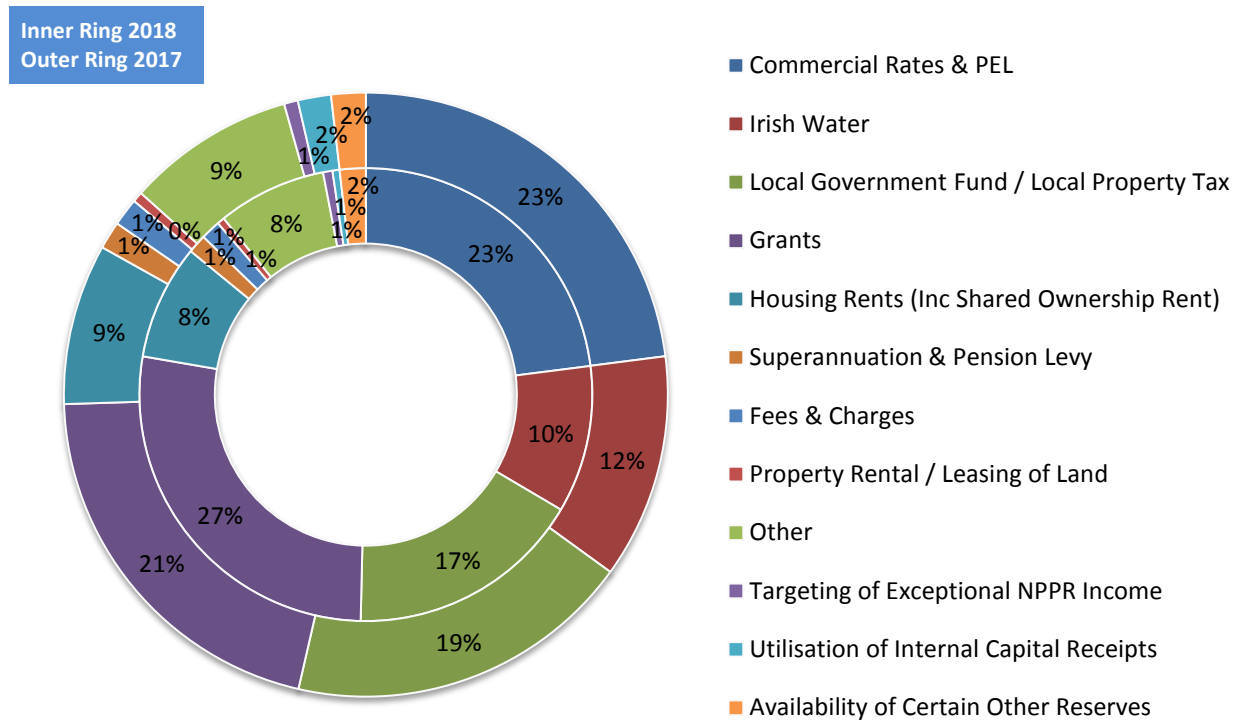


Table of Sources of Income 2018/2017

Sources of Income	Budget 2018	Budget 2017	2018 %	2017 %
Commercial Rates & PEL	€34,195,404	€31,026,304	22.98%	22.97%
Irish Water	€15,627,608	€16,229,320	10.50%	12.02%
Local Government Fund / Local Property Tax	€25,119,850	€25,119,850	16.88%	18.60%
Grants	€40,684,130	€28,245,907	27.34%	20.91%
Housing Rents (Inc Shared Ownership Rent)	€12,222,663	€11,628,362	8.21%	8.61%
Superannuation & Pension Levy	€2,000,000	€2,000,000	1.34%	1.48%
Fees & Charges	€2,085,240	€2,010,141	1.40%	1.49%
Property Rental / Leasing of Land	€784,610	€740,986	0.53%	0.55%
Other	€11,564,507	€12,169,841	7.77%	9.01%
Targeting of Exceptional NPPR Income	€1,000,000	€1,000,000	0.67%	0.74%
Utilisation of Internal Capital Receipts	€750,000	€2,400,000	0.50%	1.78%
Availability of Certain Other Reserves	€2,761,542	€2,493,135	1.86%	1.85%
Total	€148,795,554	€135,063,846	100%	100%


Standard Rounding Rules Apply

Note: Additional emphasis has been applied for Budget 2018 on the allocation of income and expenditure against appropriate account elements. Budget 2017 figures have been restated, where re-profiling has occurred, to allow for the figures to be compared year-on-year.

ACKNOWLEDGEMENTS

I would like to acknowledge the work of Mr. Richard Gibson, Management Accountant, on the work and support in the preparation of the draft Revenue Budget. I would also like to acknowledge specifically the staff in Management Accounts, Ms Anne Marie Quinn, Ms Pauline Smyth, Ms Mary Frances Doherty and Ms Cathy Slattery on their work in the preparation of this book.

I would also like to thank and acknowledge the co-operation and assistance of the members, management colleagues and staff in their assistance in preparing both this and previous years Revenue budgets.



Garry Martin, CPFA

Director of Finance, Information Systems & Emergency Services

DIVISIONAL PREAMBLES
2018

Central Management Charges and Service Support Costs

1. This budget book has been prepared in a format (services costing) required by the Department of Housing, Planning and Local Government.
2. Costs wholly or directly attributed to a service are charged to the service.
3. Central overheads, where costs cannot be directly attributed to any one service, are assigned to cost pools. These cumulative costs are then shared out using “cost drivers” and are added to direct service support costs under sub-service headings entitled “service support costs”.
4. All divisions and service areas have such costs and are attributed under the sub-services ending with “99” in this Budget book e.g. for National Primary Roads Maintenance & Improvement, the code is in B0199.
5. These service support costs tend to be of a fixed or semi-fixed nature e.g. salaries, pensions, loan charges, I.S., semi-fixed overheads, etc. As such, they are not discretionary.
6. The costs can vary widely year to year and service to service. Reasons for this include spikes in gratuity or lump sum payments, consolidation (in the case of merging Councils where varying approaches to applications of overheads may have applied), relevance (area office overheads applicable for County Councils, not so for Town Councils), changes in the driver basis of the cost drivers e.g. numbers of transactions in finance, etc.
7. The table below details the cost pools and drivers for 2018.

Sequence	Cost Pool		Driver Basis
1	Pensions & Lump Sums		Salary and Wages costs
2	Corporate Buildings		M ²
3	Corporate Affairs		Staff numbers
4	IT	Intranet	No. of networked PC's
		Applications Network	Percentage usage basis
5	Post Room		Recorded Post Out Costs and usage basis of photocopying facilities
6	Human Resources		Weighted staff nos.
7	Finance		Transactions
8	Area Offices		Time Spent on Service by Area Office Staff

8. The summary CMC costs for 2018 are reflected in Appendix 1 of this Budget book.

Division A - Housing and Building

- 1.1 The Council currently manages 4,894 housing units, of which 4,712 are Council owned, and 182 are leased.
- 1.2 An additional budget of €476,000 was provided in the Housing Maintenance Budget in 2016 in order to deal with revisions to the Tenants Handbook. This resulted in the Council being in a position to respond in a more flexible manner to maintenance requests from tenants, which previously had been regarded as the tenants responsibility. This additional cost is included again in the Housing Maintenance Budget for 2018 which now totals €4,373,446.
- 1.3 The Council has been pro-active in sourcing monies made available by the Department under the Voids programmes since 2014. By the end of this year, the Council will have sourced Departmental funding in excess of €4 million in this regard and has refurbished over 500 vacant properties to a high standard for reletting.
- 1.4 In addition to the above, the Council has also been upgrading stock through the Energy Efficiency / Fabric Upgrade Programme which is funded by the Department. By the end of this year, we will have completed works to approximately 2,000 properties, with a spend of €3.5m.
- 1.5 There has been a significant increase in demand under the Housing Adaptation Grants, the Mobility Aids Grant and the Housing Aid for Older People Grants Schemes during 2017. In this regard, and in light of an anticipated increased requirement for 2018, the sum of €400,000 is being provided for, which is a 100% increase over the 2017 provision. The Department provides 80% funding towards the Grants Schemes. As the local contribution towards such grants is 20%, a local provision of €400,000 would enable the Council to match fund an allocation of €1.6million from the Department that would allow a spend of up to €2million in 2018.
- 1.6 €12,222,663 is anticipated for rental income in 2018, including standard rents (€10,894,597), RAS (€573,429), Third Party Tenant Rent (€445,829) and Shared Ownership rent (€308,808).
- 1.7 The total number of properties providing social housing under RAS is 261 and under leasing is 182. A budget of €3,905,218 is provided for under these headings. This is funded by grants and lease rentals.
- 1.8 A sum of €51,992 is provided in respect of Housing Estate Management.
- 1.9 The Housing Needs Assessment was carried out during 2017. There is currently a gross total of 2,518 households on the Housing list. This includes 1,538 households already accommodated, either in Council accommodation or under the HAP scheme, resulting in a net waiting list of 980 households. A budget of €336,295 is provided for in respect of Housing Needs Assessment for 2018.
- 1.10 The total number of housing loan borrowers is 544 and includes active loans and arrears-only accounts.
- 1.11 During 2017, a number of options and schemes have been progressed to assist borrowers who cannot sustain their loan repayments. One such Scheme is the 'Local Authority Mortgage to Rent Scheme', which has permitted borrowers to remain in their property as tenants. This scheme has assisted a number of borrowers and continues to be availed of as a viable option in dealing with borrowers who are experiencing difficulties in maintaining loan repayments.
- 1.12 A total of €1,364,346 is provided for technical and administrative support which includes €497,105 in respect of Voluntary Housing Loan Charges and €605,575 for the Housing Construction and Design office costs.
- 1.13 Service Support Costs in respect of Division A amount to €4,549,097 of which €3,114,798 are Central Management Charges allocated from Division J.

Division B - Road Transport & Safety

2.1 The extent of the road Network in Donegal is detailed below (km):

Municipal District	National Primary	National Secondary	Regional	Local	Total
Donegal	53.4	29.7	128.0	1,141.5	1,352.6
Glenties	0.0	104.9	193.5	969.3	1,267.7
In/owen	22.3	0.0	180.2	1,364.7	1,567.2
L/kenny	19.0	22.0	199.8	1,094.7	1,335.5
St/orlar	57.1	0.0	82.2	783.7	923.0
Totals	151.8	156.6	783.7	5,353.9	6,446.0

2.2 The following sums have been provided for. The specific allocation of aspects of these will be determined following consideration at Municipal District level as part of the Road Work programme as appropriate.

2.3 National Primary

- Winter Maintenance €279,000
- General Maintenance €422,199
- Surface Dressing €120,000

National Secondary

- Surface Dressing €100,000
- Winter Maintenance €165,000
- General Maintenance €286,208

The National Primary & National Secondary allocations are provided for at the same level as in 2017 and are fully funded.

2.4 Regional Roads

- Surface Dressing €827,483
- Winter Maintenance €800,000
- General Maintenance €2,823,819
- General Improvements €1,029,103

Local Roads

- Surface Dressing €1,930,794
- Road Restoration & Overlay €7,666,161
- General Maintenance €16,365,775
- General Improvements €1,050,000

The amounts included for Regional & Local Roads are the same as were allocated in 2017, taking into account movements between both categories to more accurately report on expenditure areas.

2.5 The discretionary maintenance monies will be spent on the following activities after the fixed and the non-recoupable grant costs are addressed:

Activity	Amount per Municipal District %
Drainage Works of Roads	40 - 50
Road Surface Repairs	35 - 45
Verge Maintenance	0 - 10
Sign Maintenance	0 - 5
Bridge Inspections	0 - 5
Emergency RTC & Flooding Response	0 - 5
Street Cleaning	0 - 15

Monies will be disbursed across Municipal Districts by reference to road length and allowing for fixed costs in each Municipal District, including staff costs. Activities to be carried out shall be agreed with members at Municipal District level. With exception of street cleaning, all works will be delivered using the Council's staff and minor works/service contracts with suppliers.

2.6 The road lengths serviced (gritted) under Winter Maintenance by category is:

- NP - 150km - Priority One
- NS - 157km - Priority One
- R - 324km - Priority One, 238km - Priority 2
- L - 60km - Priority One, 48km - Priority 2

2.7 The Council has approximately 16,800 public lights, much of it old and energy inefficient. The Council, through its Contractor, Airtricity Utility Solutions (AUS), recently completed a full inventory survey, including mapping of each light. Also, during 2017, the Council acquired the DeadSure public lighting management information system, a system now used by virtually every local authority in the country. As well as being a useful management tool, it also facilitates on-line fault reporting, accessible via a link on the Council's website, as well as the AUS website. A provision of €2,158,298 has been made in respect of operation and maintenance of public lighting.

2.8 Commencing in 2016 and continuing through 2017, the Council has embarked on upgrading public lighting from traditional SOX/SON lamps to energy efficient LED lamps. By the end of 2017, it is expected that in excess of 1,700 lights will have been upgraded, i.e. over 10% of the total. Energy savings of 50% or more can be achieved when replacing the oldest / most inefficient lights.

- 2.9 TII has provided significant funding for changing lights on National routes, but so far upgrades on non-National routes and housing estates have had to rely on the Council's own resources and a €500,000 loan approved in 2016 for funding this initiative.
- 2.10 The RMO (Roads Management Office) through the Cork Office is currently examining this area of work for the sector and it is hoped that further central funding will become available to assist with capital upgrades to the public lighting system. The order of magnitude to complete upgrading of all lights in the inventory to LED is estimated in the range of €9m to €11m.
- 2.11 A particular difficulty is looming for 2018 and beyond whereby production of SOX lamps is being wound down by the sole remaining manufacturer and is set to cease completely by 2019. Already, stock availability is constrained and by early 2018 it will be necessary to use alternative lamps for replacement purposes. With LEDs being the only realistic option, but still much more expensive than SOX lamps, a considerable increase in maintenance costs is faced.
- 2.12 The additional cost to the Council is estimated as being between €0.5m and €1.0m per annum (for five years), depending on a variety of circumstances yet to be finalised. It is envisaged that national funding will be required to help local authorities cope with this sudden change in circumstances. The Council is engaging nationally to explore how funding for this issue might be provided and, as such, there is no special funding provision included in Budget 2018 for this task.
- 2.13 The Council adopted a motion in 2017 to provide funding to implement a three year footpath and public lighting programme utilising a combination of funds from IPBMI, State/Agency Grants, Development Charges and Own Resources. It is expected that this programme will be delivered and Budget 2018 allows for this. Some work on agreeing priority lists at Municipal District level has already been started.
- 2.14 There is a need to advance the design work on certain bridges across the county. Historically, it has been difficult to obtain stand alone bridge funding. While this budget has no specific funding for bridge design, the Council is separately examining how this can be achieved on a prioritised basis.
- 2.15 In 2017 a number of bridges on the non-national road network in County Donegal were identified requiring repair works to ensure their longevity. An allocation for bridges of €200,000 on regional roads was received from the Department of Transport in 2017 for these works, it is anticipated that a similar allocation will be made for 2018. In addition with the confirmation of funding from DTTaS construction will continue in 2018 on the Cockhill Bridge, Buncrana and Tyrconnell Bridge, Donegal Town will also be completed.
- 2.16 Recent severe weather events have resulted in extensive damage to the bridge infrastructure. Donegal County Council will continue to prioritise these bridge repairs in 2018.
- 2.17 The Designated Urban Centres Grant Scheme (2014-2020) which received funding of €2million for the Letterkenny Gateway will continue to progress in 2018 and will see the construction of the Joe Bonner link road and upgrade of footpaths in the town.
- 2.18 Low cost safety improvement works on non-national roads received funding in 2017 from the Department of Arts, Heritage, Regional, Rural and Gaeltacht Affairs under the CLAR programme and Department of Transport, Tourism and Sport for continued low cost safety projects. It is anticipated that a similar programme will continue in 2018.
- 2.19 County Donegal's road speed limits had a full review and adopted changes in 2017. Signage will be completed to reflect the new bye-laws, including the new 30kph in Housing Estates. The funding provided by DTTAS in 2017 allowed for the purchase and installation of the signage required for the implementation of the 30Km/h speed limit zones. It is anticipated that further funding will be available in 2018 to complete low cost traffic calming in certain estates.

- 2.20 Car parking income, net of fixed expenditure, is retained in the towns where collected. Total income in respect of car parking for 2018 is €1,000,240.
- 2.21 The Council is seeking to develop the car park at the site of the former fire station on the High Road in Letterkenny. It is anticipated that this will be regularly required after the new Court House opens nearby. The funding model was previously agreed where the car park would have charges introduced without a half hour free of charge and the money collected would pay for the capital improvement costs and the running costs.
- 2.22 The Council is also seeking to develop a car park in Dunfanaghy. Some land is being made available to the Council and an option exists to acquire further lands. The details of the project proposal and its funding profile are currently being explored.
- 2.23 School Warden costs of €71,000 are included in addition to €125,601 for an ongoing Road Safety campaign.
- 2.24 The Council is lead authority for the National shared service Road Management Office (RMO). The rollout of the RMO's functions will continue throughout 2018, with all costs recoupable from the Councils in the sector. In this regard, Donegal, like all the other Councils will be expected to fund its own portion of the running costs and a sum of €48,766 has been provided in this budget.

Division C - Water Services

- 3.1 The Service Level Agreement between the Council and Irish Water for the continued provision of water & waste water services within Donegal was initiated in 2014.
- 3.2 A budget in the amount of €15,595,188 is included in Division C to reflect this ongoing arrangement. This budget has reduced year on year as Irish Water increase the extent of their direct purchasing of goods & services through a series of national procurement frameworks and the transfer of DBO legal obligations. Relevant remaining loan charges in the sum of €32,420 are included and are recoupable in full.
- 3.3 The collection of Non-Domestic Water Charges from over 10,000 customers transferred to Irish Water in 2017. This function will be carried out with full effect by Irish Water in 2018.
- 3.4 A sum in the amount of €243,870 has been provided for in respect of public conveniences, with a view to enhancing the service provided through increased engagement with community groups. Essential minor capital improvements at existing public conveniences will be provided for in the 3-Year Capital Plan.

Division D - Development Management

- 4.1 The Draft County Development Plan (CDP) 2018-2024 was published in May 2017. Provision in the amount of €902,818 has been made to allow for the continuation of this work in the first half of 2018, with a view to the new County Development Plan being adopted in May/June 2018.
- 4.2 The Seven Strategic Towns Draft Local Area Plans, 2018-2024 (for the towns of Carndonagh, Bridgend, Ballybofey/Stranorlar, Donegal Town, Ballyshannon, Killybegs and An Clochan Liath [Dungloe]) will be published in November 2017. This draft also provides for the continuation of this work in the first half of 2018 with a view to the Local Area Plans being adopted in May/June 2018.
- 4.3 Separate Local Area Plans will also be commenced in 2018 for Letterkenny (commencing at the start of 2018), and Buncrana and Bundoran (commencing in the last quarter of 2018). These projects will continue into 2019. Provision has also been included in Budget 2018 in this regard.
- 4.4 A sum in the amount of €1,889,820 has been provided for Planning Control. The Council has progressed the filling of posts within the Planning Department during 2017 in compliance with Workforce Plan numbers.
- 4.5 Anticipated planning fees income for 2018 is €510,000.

4.6 The planning permission application trend for the period 2013 - 2017 (YTD) is set out in the table below. It is projected that there will be approx 1,950 applications by year end.

Year	2013	2014	2015	2016	2017 (YTD)
No.	1,645	1,568	1,755	1,893	1,653

4.7 An amount of €494,363 has been provided for in respect of enforcement activities in 2018. This includes site investigations, preparation of cases for prosecution, issuing of warning letters, issuing of enforcement notices, including urgent enforcement and prosecution at court. The level of resources applied to this area of activity has increased during 2017 and progress in relation to the number of outstanding cases will continue during 2018. This area of work also currently includes the pursuit of outstanding Development Contribution Scheme (DCS) charges.

4.8 Provision in the amount of €25,500 has been made for the continuation of work on the review of the National Inventory of Architectural Heritage in 2018 with a view to adding further structures to the Record of Protected Structures.

4.9 A sum in the amount of €249,095 has been provided for in respect of Unfinished Housing Estates/ Take-over of Housing Estates in 2018. Over the past 12 months, the Council has completed the formal process to take in charge 40 estates, predominately in the Inishowen and Letterkenny Municipal Districts. A number of other Estates has been identified for Taking-in-Charge and these will be progressed in 2018.

4.10 This sum is in addition to monies provided to the planning authority over the last number of years under various Government schemes including Public Safety Initiative (PSI), Site Resolution Fund (SRF) and National Taking In Charge Initiative (NTICI) to assist local authorities in tackling legacy issues associated with unfinished housing developments and taking in charge of residential estates. The planning authority is currently directly involved in carrying out remedial works within estates that are funded by these Government initiatives with the likelihood being that these works will be completed in 2018.

4.11 The EU-funded Hericoast project will continue into the second quarter of 2018. It is possible that a second phase of this project could commence in the second half of 2018 and continue into 2019.

4.12 Work is progressing with the development of the Social Enterprise Centre, part funded under the Designated Urban Centres Grant Scheme (2014-2020) for the Letterkenny Gateway with a grant allocation of €2 million. The process of appointing an Integrated Design Team is being finalised and the project will be progressed to construction stage in 2018.

4.13 Provision is included in the amount of €816,419 to support the ongoing work of the Council in the area of Tourism. This provision includes costs associated with various tourism marketing and product development initiatives across the county. This investment by the Council has reaped rich dividends over the past few years with the County receiving numerous accolades including 'Coolest Place on the Planet in 2017' and also identified as a 'Hidden Gem' along the Wild Atlantic Way.

4.14 The Tourism provision will also enable the Council to continue support for flagship tourism products including Sliabh Liag, Malin Head and Fanad Lighthouse. Capital investment is underway at each of these 3 iconic landmarks with plans in place to further develop the potential of these locations. It is also intended to continue to support and build on national initiatives such as the Wild Atlantic Way and local initiatives such as the development and maintenance of walking routes.

4.15 Provision is included in the amount of €50,000 to support air access into the region, which will provide for an equal allocation to both Ireland West and Donegal International airports.

4.16 The central provision made in 2017 to support ferry services has been increased in Budget 2018 to €225,000. This will remove the uncertainty in relation to the availability of these services and is a very significant statement by the Council to complement the tourism offering within the county.

4.17 The discretionary Development Fund Initiative (DFI) has been maintained at €740,000 and the Members Development Fund (MDF) also maintained at €236,000, the latter representing an allocation capacity of just over €6,350 per member. The numbers of community/voluntary groups benefiting from these grants over the past 5 years is set out in the table below:

	2013	2014	2015	2016	2017 (YTD)
MDF	316	371	478	439	476
DFI	96	89	221	154	128

4.18 Within the draft Budget, funding has also been retained at 2017 levels with respect to various contributions of a countywide nature.

4.19 An allocation of €105,900 has been made in respect of playground maintenance & inspection in line with ROSPA requirements.

4.20 Donegal Local Community Development Committee (LCDC) is the Local Action Group (LAG) responsible for the administration of the Rural Development/LEADER Programme in the county. Working with Donegal County Council as the financial and administrative partner and four implementing partners, the LCDC will oversee an RDP/LEADER budget of €12.9m in the county over the period 2014 - 2020. To the 31st October 2017 the LCDC/LAG has approved projects to the value of approximately €1m within the county. This level of approvals is likely to ramp up significantly over the next few months and into 2018.

4.21 The LCDC also oversees the Social Inclusion Community Activation Programme (SICAP). This programme focuses on empowering disadvantaged communities, lifelong learning and employment and is delivered in Donegal on behalf of the LCDC by Donegal Local Development Company and Inishowen Development Partnership. A new programme will be delivered in 2018 following a recent tender process with an associated spend of €1.9m in this area.

4.22 The Donegal Peace IV Action Plan has been approved to the value of €4m with the Council currently awaiting a decision on the re-bid submission for the balance of monies of €1.5m from the SEUPB. This Plan sets out the types of activities to be supported under three

main headings: 'Children & Young People'; 'Shared Spaces & Services' and 'Building Positive Relations'. These programmes will be rolled out early in 2018.

4.23 The EU Unit, working with all Directorates of Donegal County Council, will continue to proactively target external funding opportunities for the county. A wide range of active EU funded projects is currently being delivered and a significant number of applications for a variety of projects has been submitted and is being assessed - see tables:

Current Ongoing Projects

Programme	Project Title	Description	DCC Budget
Interreg Northern Periphery & Arctic Prog.	SECURE	Smarter energy communities.	€255,000
Interreg Northern Periphery & Arctic Prog.	ASCENT	Mt. Errigal – environmental management.	€568,580
Interreg Northern Periphery & Arctic Prog.	WaterPro	Water protection.	€252,000
Interreg Northern Periphery & Arctic Prog.	Cool Route	Investigating business potential of yacht cruising routes.	€196,605
Interreg Europe Prog.	HERICOAST	Heritage & cultural tourism.	€285,659
Interreg Europe Prog.	NICHE	Innovation in the food industry.	€354,850
Creative Europe: COSME	Hiking Europe Project	Bealach na Gaeltachta & Island's Walk.	€50,105
EU: COSME	Enterprise Europe Network	Assist local businesses with exporting opportunities.	€1,200,000 (over 6 yrs)
Total funding allocated to Donegal under these Projects			€3,162,799

Approved Projects

Programme	Project Title	Description	Budget
Interreg Atlantic Area Prog.	CAPITEN	Marine tourism – sailing.	€ 2.9 M
Interreg Atlantic Area Prog.	Atlantic on Bike	Marketing & promotion of cycle ways.	€ 4.8 M
Interreg Cross Border Prog.	Co-Innovate	To enhance the innovation capacity of SME's	€ 16.6 M
Interreg Cross Border Prog.	North West Greenways Network	Development of Sustainable transport route on cross border basis	€ 14.86 M
Interreg Cross Border Prog.	Catchment CARE	To improve water quality in cross border river basins.	€ 13.8 M
Interreg Cross Border Prog.	CAMBER	Marine resources innovation centre, Killybegs.	€ 9.3 M
Dept Agriculture, Food & Marine- Agri-Food Tourism.	Islands Sustainable Living & Education Tourism (ISLE).	An innovative sustainable tourism and education project focussed on the Donegal islands and coastal areas.	€ 0.050 M
Interreg Europe	Everywhere International SMEs	Project aimed at promoting internationalisation in SME's within the participating regions. LEO Donegal is leading out on this	€ 0.235 M
Total overall funding applied for all project partners			€ 62.545 M

- 4.24 Donegal County Council received an allocation of €1,159,000 under the 2017 Rural Town & Village Scheme in respect of 13 towns and villages countywide. These projects will be completed in 2018 together with the residual works from the 2016 Programme. A co-funding requirement in the sum of €271,000 will be accommodated within the 3-Year Capital Budget.
- 4.25 The Council will continue to support various social inclusion initiatives in 2018 including: Social Inclusion Week, the Age Friendly Strategy and the Social Inclusion Measures Coordinating Group (SIM). It will also continue to provide administrative support to the Public Participation Network (PPN) and the Youth Council.
- 4.26 Donegal Co. Council and Derry City & Strabane District Council are committed to continuing their work in 2018 to promote and market the North West Region of the Island of Ireland, in support of the three pillars agreed by both Councils: (1) Economic Growth & Investment; (2) Physical & Environmental Development; and (3) Social & Community Cohesion and Wellbeing. The work of the North West Region Development Group and the North West Strategic Growth Partnership is vital in this regard.
- 4.27 The impact of the UK's decision to leave the EU remains a source of uncertainty. Both Councils through their collaborative work will continue to monitor the likely impacts for the North West region as the discussions unfold at EU level.
- 4.28 In Budget 2017, provision had been made to undertake a baseline Economic, Social and Business Study for Donegal. While this work was not completed during 2017 in particular as a consequence of the later than expected outcomes of the Brexit negotiation process, it is intended to proceed with the study in 2018 and a budget provision of €50,000 is retained in this regard. The report will be used to support, in addition to other requirements in the County, the objectives for the Donegal TEN-T Road Projects, and the Regional Spatial and Economic Strategy for the BMW Regional Assembly area as it affects and enables development in Donegal through the implementation of the National Planning Framework objectives.
- 4.29 The Local Enterprise Office is funded under a Service Level Agreement between Donegal County Council and Enterprise Ireland to provide a range of actions and services to promote entrepreneurship, support new and existing small and micro businesses and to assist in enterprise and economic development within the county. An annual budget of €1m to €1.2m is provided by the Department of Business, Enterprise and Innovation to the Local Enterprise Office for these purposes. A budget of €1,152,315 is allocated in 2018 to support the work in this area, which includes development initiatives across the County, including continuing our work with our Diaspora.
- 4.30 As well as delivering a number of County sector initiatives such as the Food Coast, The Creative Coast and Engineering Profitnet, the Local Enterprise Office in Donegal is also a partner in a number of the EU funded projects as outlined in the table provided in 4.24.

Division E - Environmental Services

- 5.1 A sum of €1,581,657 is provided for landfill operations which includes the maintenance of closed landfills (€494,549) and historical loan charges (€1,025,317). Essential capital improvements at a number of these closed landfills will be provided for in the 3-Year Capital Budget.
- 5.2 A sum in the amount of €352,775 has been provided for in respect of the six recycling centres in the County at Carndonagh, Letterkenny, Milford, Dungloe, Stranorlar and Laghey. These are operated on a contractual basis.
- 5.3 Funding is also included in this to facilitate the 450 Bring Banks at 73 Bring Bank sites across the County and other recycling activities (€51,650).
- 5.4 A sum of €450,660 is provided for in respect of the application of resources to the enforcement of the provision of the Litter Pollution Act and the Waste Management Act.
- 5.5 There is a provision of €207,129 in the Waste Awareness Programme to further enhance the Council's ongoing support for Tidy Towns in the National Tidy Towns Competition.

- 5.6 The County Donegal Tidy Towns' awards scheme was initiated by the Council in 2017 and will be further developed in 2018 with funding in the amount of €5,000.
- 5.7 A specific and discretionary allocation of €15,000 per Municipal District has been repeated in the draft Revenue Budget to assist Tidy Towns groups.
- 5.8 A sum of €664,000 has been provided for in respect of street cleaning in 2018.
- 5.9 A sum of €341,010 has been provided for to cover staff and associated costs in relation to waste regulation including issues around monitoring waste facility permits, authorised treatment facilities for end of life vehicles and enforcing waste collection permit regulations.
- 5.10 The installation of real-time Air Quality Monitors in a number of towns will be provided for in the 3 Year Capital Plan.
- 5.11 Provision of €437,226 has been made to cover Water Safety including the employment of Beach Life Guards at beaches during the summer months. This provides resources to target having the highest or joint highest number of Blue Flags awarded in the country to support the promotion of tourism and The Wild Atlantic Way.
- 5.12 A sum in the amount of €6,909,042 is provided for in respect of the Fire Service. This service has a compliment of 146 retained fire fighters across 15 fire stations and 2 volunteer brigades. Additional services are provided by the Northern Ireland Fire & Rescue Service in certain parts of the County.
- 5.13 This figure includes allocations across various headings to allow the Fire Service to meet its service delivery objectives and as part of its Section 26 Plan, which is scheduled to be considered by the Council shortly.
- 5.14 Primary areas of expenditure in the Fire Service include:
- Personnel costs including gratuities €3,511,644
 - General training programmes €316,359
 - Standard operating guidelines training programmes €80,000
 - Contribution to Regional Command Centre €423,700
 - Buildings and Equipment maintenance and running costs €1,042,300
- 5.15 Services will continue to be provided for in areas of major emergency management, primary schools programme, fire prevention and education and fire safety awareness.
- 5.16 €526,270 is provided for in respect of County Laboratory costs including Blue Flag compliance testing and general pollution control. Refurbishment works at the new County Laboratory will be provided for in the 3-Year Capital Plan.
- 5.17 Donegal County Council has received a Letter of Offer for approximately €13.8m for the CATCHMENT CARE project under the EU INTERREG VA Programme. The Council will be appointed as Lead Partner on the 5 year project which aims to improve water quality, biodiversity and citizen engagement in cross-border river basins with good or high quality.
- 5.18 A sum in the amount of €141,750 is provided for in respect of Civil Defence. This service has a complement of 91 volunteer members across the county who continue to support the Primary Emergency Response Agencies, while also assisting where feasible, the local communities in Non-Emergency activities.
- 5.19 In 2017, community assistance was provided to 46 community events.
- 5.20 Additional services will continue to be provided for in areas of Major Emergency Management, Community CPR Programme to Secondary Schools, Patient Transfers and on areas such as Avian Influenza response.
- 5.21 To maintain operational readiness, Civil Defence will continue to develop and roll out its training programmes in a variety of areas, First Aid, (CPR – EMT level), Land and Water Based Search & Rescue, Swift Water Rescue, Fire Fighting, Flooding, Radiation Monitoring, Drones and Working with Helicopters through the Irish Coastguard.

Division F - Recreation and Amenity

- 6.1 A provision in the amount of €1,274,092 has been made in respect of leisure facility operations / contributions and loan charges.
- 6.2 The Cultural Services Division will continue to deliver a wide programme of activities in line with the goals and actions set out in *Cultúr*.

- 6.3 A provision of €3,051,504 is provided for the continuation of the public library network, Taobh Tíre community outreach points and the cross-border mobile library. The Europe Direct Information Centre will continue at Central Library and at Leabharlann Phobail Ghaoth Dobhair.
- 6.4 The Sierra Library Management System is now fully operational nationwide, with Ireland the first country to adopt a single system nationally. Consequently 15 million items from all around the country are available to library members in Donegal. 328,145 items were issued and there were 336,685 visits to libraries in Donegal.
- 6.5 The new national public library strategy will be launched in early 2018 and the provision of self-service in every public library is a priority area. Self-service will therefore be extended to all Donegal libraries during 2018. This will involve a redesign of circulation areas at some locations.
- 6.6 A provision of €1,426,583 has been provided for to cover the wide range of County Arts activity and including initiatives such as An Grianán Theatre, Abbey Arts Centre, Strategic Partnerships, support for venues and support for festivals in 2018.
- 6.7 Provision has been made for the Regional Cultural Centre which will deliver a programme of exhibitions, film, concerts, community activities and children/youth events. The RCC will continue to support Connecting for Life Donegal through the Lived Lives exhibition.
- 6.8 A sum in the amount of €323,023 is provided for in respect of the County Museum services. The exhibition and events programme will include a new edition of the County Donegal Book of Honour being published in November 2018. Work will commence on the 2019 exhibition on women's suffrage in association with Donegal County Archives and the Commemorations Unit of the Department of Culture, Heritage & the Gaeltacht.
- 6.9 A sum in the amount of €119,274 is provided for in respect of the County Archives services. Amongst other developments, the digitisation programme will continue with the Murray Stewart rentals and the Lifford turnkey report register next on the priority list.
- 6.10 A sum in the amount of €138,932 is provided for in respect of the County Donegal Heritage Office. Selected activities will include coordination of European Year of Cultural Heritage (2018) in the county and the implementation of County Donegal Heritage Plan actions including a traditional shopfronts seminar.
- 6.11 The Cultural Services Division, along with other Creative Ireland Culture Team members in the Council, will continue to lead the local delivery of the Creative Ireland initiative. The Creative Ireland five year plan for Donegal will be launched in 2018.
- 6.12 A sum of €1,341,863 is provided for in respect of maintenance and upkeep of parks & open spaces. This includes a specific allocation towards the management of Barrack Hill, Carndonagh.
- 6.13 An allocation of €282,020 is provided for Beach maintenance and cleaning in 2018.

Division G - Agriculture, Education, Health and Welfare

- 7.1 The Council is responsible for maintaining over 100 Pier & Harbour facilities around the coast of Donegal, ranging from busy multi-faceted facilities such as Greencastle harbour, to small piers/slipways in remote locations serving just a handful of users.
- 7.2 A provision of €1,486,008 has been made in respect of Operation of Harbours, including maintenance of lights, de-fouling of slipways and general harbour repairs.
- 7.3 During 2017 a survey inspection of all 100+ facilities was undertaken on behalf of the Council and a detailed report produced, describing the current condition of each facility and making recommendations for improvements under a variety of headings, with a concentration on health and safety matters.
- 7.4 Based on the Report findings, the Council will draw up a prioritised work programme to begin addressing the issues identified. Relatively small-scale but important matters such as ladders, railings, toe rails and signage will be prioritised. While some limited works can be undertaken through the annual maintenance budget, capital funding will be sought from the Department of Agriculture, Food and the Marine (DAFM).

- 7.5 Annual dredging is required at several piers and harbours and occasional but large scale dredging is required at some others, the purpose of which is to maintain navigable channels and berths for pier/harbour users. Dredging is a costly undertaking, both in terms of the work itself and obtaining the necessary statutory permits. The scale of works required changes from year to year, principally dependent on tides/currents and prevailing weather conditions.
- 7.6 An allocation of €20,000 has been made available in 2018 for the maintenance / replacement of mooring buoys/chains.
- 7.7 €585,146 is provided for in respect of Council Veterinary Services which provides statutory, advisory and administrative supports across a range of areas including food safety, zoonotic disease prevention and control, waste disposal and waste treatment , animal welfare, abattoirs and dog control.
- 7.8 A provision of €54,383 including grants totalling €45,000 is provided for in respect of Higher Education Grants. This reflects the residual involvement of the Council in providing this service, following the establishment of Student Universal Support Ireland (SUSI).

Division H - Miscellaneous Services

- 8.1 A sum of €4,711,739 is provided for in respect of machinery yard, (machinery and central stores) of which €4,238,183 is funded.
- 8.2 The 2018 Adopted Budget includes a provision of €375,000 to fund the continuation of the Small Business Grant Scheme (representing a €125,000 increase on the 2018 Draft Budget provision of €250,000). This allows businesses to avail of a 7.5% reduction, to a maximum of €375, when paying their Commercial Rates liability by the 31st October.
- 8.3 A provision for irrecoverable rates is included in the amount of €6,339,729 in gross terms as required. Rates are deemed as irrecoverable for a number of reasons including in respect of a property that was vacant for all or part of the year and amounts deemed as bad debt that cannot be legally pursued.
- 8.4 A sum in the amount of €676,276 is provided for, primarily by way of salaries, in administering the rate book, including collection, with bills totalling €33,095,404 for 2018.
- 8.5 The project to review the current rate book to ensure that all businesses in the County required to pay rates are doing so was advanced during 2018 with 5,370 rateable properties now listed, and further valuations are awaited from the Valuation Office in that regard.
- 8.6 It is estimated that €1,000,000 will be collected in respect of the Non Principal Private Residence (NPPR) charge in 2018 which is still considered an important revenue source for the Council. The NPPR charge, which covers the years 2009 – 2013 is payable, with certain exemptions, on properties that were not the owner's principal private residence during these years.
- 8.7 In line with the vision for an integrated Income Collection Unit function, the Unit was expanded in 2017 to include the collection of development charges associated with the grant of planning permissions.
- 8.8 An allocation in the amount of €123,554 in respect of register of electors has been provided for, including franchise fees, advertising, postage, etc.
- 8.9 A provision of €312,756 which must be fully financed by the Council, is provided for in respect of Coroners' fees for 2018.
- 8.10 A provision of €1,485,265 is provided for in 2018 to cover a range of members associated costs including representational payments, expenses, allowances and other costs.
- 8.11 A sum in the amount of €1,022,308 is provided for in respect of Motor Tax Operations.
- 8.12 Included in the Agency & Recoupable services amount of €5,641,584 are numerous headings including Public and Employers Liability Insurance, Loan Charges, Facilities Management & Maintenance and miscellaneous pay and non pay costs.
- 8.13 In addition to the management & maintenance of all Council I.C.T. systems, the I.S. division will continue to support Council objectives in a range of cross-cutting areas.

- 8.14 Leading the development and implementation of the Donegal Digital Action Plan, utilising digital technology to support economic activity.
- 8.15 Implementation of systems and applications within the Council to assist improved service delivery and to support improved internal business processes.
- 8.16 Further develop the Council online presence, utilising the Communications office and social media.
- 8.17 Through the ERNACT network, the Council will continue to seek EU project funding opportunities in the field of ICT and Digital technologies as well as assisting the North West Regional Development initiative through co-operation with Derry and Strabane District Council.
- 8.18 In line with government policy, a partially funded Broadband Development Officer with a matching Council allocation of €35,000 has been assigned with the objective of supporting the expeditious roll-out of the National Broadband Plan in Donegal and in actioning associated elements of the Council's Digital Action Plan. The I.S. division continues to work with relevant Government Departments and Telecommunications Companies to assist the roll-out of high speed broadband throughout Donegal.
- 8.19 A multi-annual reinvestment programme is necessitated in the I.C.T system of the Council to maintain the organisations capacity in this area and will see, commencing in 2018, investment in networking improvements, data storage, telephony systems, software licensing, information and cyber security, General Data Protection Regulations (GDPR), upgrading of information systems and further development of meeting management systems. This will be included in the 2018-2020 3-Year Capital Plan.
- 8.20 An upgraded Financial Management System, (Milestone 4) and associated changes in business processes is being rolled out in late 2017. A sum in the amount of €526,285, including payroll, and estimated hardware, software and associated licensing costs, has been provided for this in 2018 to allow the completion of the project and to reflect ongoing running costs thereafter.
- 8.21 An allocation of €100,000 is provided for to support the ongoing improvement work on obtaining Energy Savings. This will support the recent ISO 50001 Accreditation and may include work on electrical equipment upgrades, fuel saving devices & technology, energy demand reductions and the like. It is expected that, in time, the expenditure now being made will be recovered in reduced energy costs in future years.

DRAFT FORMAT OF BUDGET 2018

Donegal County Council

TABLE A - CALCULATION OF ANNUAL RATE ON VALUATION

Summary by Service Division		Summary per Table A 2018				Estimated Net Expenditure Outturn 2017 (as restated)	
		Expenditure	Income	Budget Net Expenditure 2018			
		€	€	€	%		
Gross Revenue Expenditure & Income							
Housing and Building		18,486,067	19,159,319	(673,252)	-1%	(1,837,344)	-3%
Road Transport & Safety		51,361,957	34,510,054	16,851,903	29%	15,075,847	27%
Water Services		17,828,813	16,340,658	1,488,155	3%	310,533	1%
Development Management		12,715,745	2,388,809	10,326,936	18%	9,195,841	17%
Environmental Services		13,490,451	1,035,095	12,455,356	21%	11,931,930	21%
Recreation and Amenity		9,325,891	665,404	8,660,487	15%	8,338,818	15%
Agriculture, Education, Health & Welfare		2,670,585	498,329	2,172,256	4%	2,087,570	4%
Miscellaneous Services		22,916,045	15,982,632	6,933,413	12%	10,436,250	19%
		148,795,554	90,580,300	58,215,254	100%	55,539,445	100%
Provision for Debit Balance		0		0			
Adjusted Gross Expenditure & Income	(A)	148,795,554	90,580,300	58,215,254		55,539,445	
Financed by Other Income/Credit Balances							
Provision for Credit Balance			0	0			
Local Property Tax			25,119,850	25,119,850		25,119,850	
Sub - Total	(B)			25,119,850		30,419,595	
Net Amount of Rates to be Levied	(A-B)			33,095,404			
Value of Base Year Adjustment				(333,480)			
Amount of Rates to be Levied (Gross of BYA)	(D)			33,428,884			
Net Effective Valuation	(E)			465,519			
General Annual Rate on Valuation	D/E			71.81			

Division & Services		Expenditure & Income for 2018 and Estimated Outturn for 2017							
		2018				2017			
		Expenditure		Income		Expenditure		Income	
		Adopted by Council	Estimated by Chief Executive	Adopted by Council	Estimated by Chief Executive	Adopted by Council	Estimated Outturn	Adopted by Council	Estimated Outturn
		€	€	€	€	€	€	€	€
Code	Housing and Building								
A01	Maintenance/Improvement of LA Housing Units	5,950,960	5,950,960	1,129,465	1,129,465	5,699,761	6,304,162	1,660,529	2,110,529
A02	Housing Assessment, Allocation and Transfer	1,482,560	1,482,560	114,056	114,056	1,461,163	1,434,431	74,056	74,055
A03	Housing Rent and Tenant Purchase Administration	1,239,655	1,239,655	11,225,835	11,225,835	1,150,240	1,115,933	10,691,096	10,858,872
A04	Housing Community Development Support	276,821	276,821	6,065	6,065	250,354	257,983	6,065	6,065
A05	Administration of Homeless Service	300,608	300,608	145,076	145,076	306,757	323,767	145,076	165,776
A06	Support to Housing Capital Prog.	1,672,032	1,672,032	697,003	697,003	1,228,503	1,223,868	772,877	772,877
A07	RAS and Leasing Programme	4,333,464	4,333,464	4,637,006	4,637,006	4,145,580	4,229,268	4,280,680	4,525,569
A08	Housing Loans	1,106,552	1,106,552	657,187	657,187	1,088,845	1,052,492	703,804	653,804
A09	Housing Grants	1,759,938	1,759,938	416,528	416,528	1,512,561	1,533,179	216,528	270,147
A11	Agency & Recoupable Services	27,181	27,181	31,098	31,098	27,935	27,750	31,098	31,098
A12	HAP Programme	336,295	336,295	100,000	100,000	348,618	348,618	220,000	220,000
	Service Division Total	18,486,067	18,486,067	19,159,319	19,159,319	17,220,316	17,851,449	18,801,809	19,688,793
Code	Road Transport & Safety								
B01	NP Road - Maintenance and Improvement	1,308,865	1,308,865	897,526	897,526	1,269,662	1,592,465	897,526	1,252,068
B02	NS Road - Maintenance and Improvement	1,193,341	1,193,341	667,582	667,582	1,189,651	320,000	667,582	1,065,582
B03	Regional Road - Maintenance and Improvement	13,784,611	13,784,611	7,904,519	7,904,519	13,803,529	13,221,059	8,307,350	7,807,091
B04	Local Road - Maintenance and Improvement	30,054,529	30,054,529	23,330,407	23,330,407	18,440,984	22,821,397	11,791,090	16,720,297
B05	Public Lighting	2,186,947	2,186,947	100,118	100,118	2,283,115	3,182,776	217,483	350,118
B06	Traffic Management Improvement	80,528	80,528	1,537	1,537	79,024	85,687	1,537	16,640
B07	Road Safety Engineering Improvement	597,313	597,313	442,280	442,280	595,106	950,344	442,280	803,722
B08	Road Safety Promotion/Education	238,225	238,225	7,839	7,839	235,928	232,814	7,839	7,840
B09	Car Parking	1,107,983	1,107,983	1,017,324	1,017,324	1,109,610	1,105,032	1,012,225	1,012,225
B10	Support to Roads Capital Prog.	715,538	715,538	90,301	90,301	674,760	647,770	90,301	90,301
B11	Agency & Recoupable Services	94,080	94,080	50,622	50,622	94,800	93,008	50,622	50,622
	Service Division Total	51,361,957	51,361,957	34,510,054	34,510,054	39,776,169	44,252,352	23,485,835	29,176,505

Table B		Expenditure & Income for 2018 and Estimated Outturn for 2017							
		2018				2017			
		Expenditure		Income		Expenditure		Income	
		Adopted by Council	Estimated by Chief Executive	Adopted by Council	Estimated by Chief Executive	Adopted by Council	Estimated Outturn	Adopted by Council	Estimated Outturn
Division & Services		€	€	€	€	€	€	€	€
Code	Water Services								
C01	Water Supply	10,885,388	10,885,388	326,333	326,333	10,954,760	11,020,933	326,333	517,327
C02	Waste Water Treatment	2,801,004	2,801,004	79,284	79,284	2,712,334	2,664,801	79,284	85,416
C03	Collection of Water and Waste Water Charges	551,883	551,883	21,254	21,254	620,590	594,969	21,254	21,254
C04	Public Conveniences	317,526	317,526	9,644	9,644	254,687	251,995	10,044	10,044
C05	Admin of Group and Private Installations	106,074	106,074	176,345	176,345	118,177	113,450	44,868	44,868
C06	Support to Water Capital Programme	2,324,114	2,324,114	51,179	51,179	1,997,227	1,978,770	51,179	51,179
C07	Agency & Recoupable Services	750,403	750,403	2,949,010	2,949,010	948,202	932,258	2,949,010	2,949,010
C08	Local Authority Water and Sanitary Services	92,420	92,420	12,727,609	12,727,609	574,198	574,198	13,329,319	14,141,743
	Service Division Total	17,828,813	17,828,813	16,340,658	16,340,658	18,180,175	18,131,374	16,811,291	17,820,841
Code	Development Management								
D01	Forward Planning	1,141,944	1,141,944	24,089	24,089	926,627	863,481	24,489	24,489
D02	Development Management	2,960,339	2,960,339	619,995	619,995	2,549,583	2,707,200	604,495	609,495
D03	Enforcement	794,557	794,557	26,244	26,244	797,465	902,137	26,244	26,244
D04	Industrial and Commercial Facilities	4,100	4,100	127	127	5,145	5,145	127	127
D05	Tourism Development and Promotion	1,023,247	1,023,247	15,794	15,794	828,276	820,576	15,794	15,794
D06	Community and Enterprise Function	4,012,601	4,012,601	255,912	255,912	3,760,989	3,746,997	349,012	355,951
D07	Unfinished Housing Estates	284,675	284,675	4,305	4,305	242,760	268,093	4,305	4,305
D08	Building Control	150,210	150,210	58,823	58,823	134,436	133,064	58,823	58,823
D09	Economic Development and Promotion	1,686,652	1,686,652	1,200,447	1,200,447	1,660,043	1,867,977	1,238,368	1,431,338
D10	Property Management	0	0	0	0	0	0	0	0
D11	Heritage and Conservation Services	272,867	272,867	134,476	134,476	246,939	246,038	103,156	134,476
D12	Agency & Recoupable Services	384,554	384,554	48,597	48,597	300,233	343,206	47,030	47,030
	Service Division Total	12,715,745	12,715,745	2,388,809	2,388,809	11,452,497	11,903,914	2,471,843	2,708,072

Division & Services		Expenditure & Income for 2018 and Estimated Outturn for 2017							
		2018				2017			
		Expenditure		Income		Expenditure		Income	
		Adopted by Council	Estimated by Chief Executive	Adopted by Council	Estimated by Chief Executive	Adopted by Council	Estimated Outturn	Adopted by Council	Estimated Outturn
		€	€	€	€	€	€	€	€
Code	Environmental Services								
E01	Landfill Operation and Aftercare	1,910,219	1,910,219	3,237	3,237	1,888,363	1,891,708	3,237	3,237
E02	Recovery & Recycling Facilities Operations	614,157	614,157	49,795	49,795	592,019	583,903	114,795	114,795
E03	Waste to Energy Facilities Operations	0	0	0	0	0	0	0	0
E04	Provision of Waste to Collection Services	20,565	20,565	0	0	20,499	20,479	0	0
E05	Litter Management	1,503,253	1,503,253	77,942	77,942	1,543,440	1,556,716	77,942	100,642
E06	Street Cleaning	675,271	675,271	1,512	1,512	674,765	375,337	1,512	1,512
E07	Waste Regulations, Monitoring and Enforcement	420,276	420,276	213,135	213,135	275,698	296,539	228,135	228,135
E08	Waste Management Planning	60,339	60,339	0	0	60,334	60,321	0	0
E09	Maintenance of Burial Grounds	42,494	42,494	520	520	42,423	48,326	520	6,520
E10	Safety of Structures and Places	651,992	651,992	94,777	94,777	603,274	633,656	94,777	102,777
E11	Operation of Fire Service	6,750,069	6,750,069	264,324	264,324	6,684,151	6,740,139	230,324	230,324
E12	Fire Prevention	158,973	158,973	280,505	280,505	151,080	146,409	258,105	258,106
E13	Water Quality, Air and Noise Pollution	682,843	682,843	49,349	49,349	709,696	685,293	60,849	60,849
E14	Agency & Recoupable Services	0	0	0	0	0	25,000	0	25,000
E15	Climate Change and Flooding	0	0	0	0	0	0	0	0
	Service Division Total	13,490,451	13,490,451	1,035,095	1,035,095	13,245,742	13,063,826	1,070,196	1,131,896
Code	Recreation & Amenity								
F01	Leisure Facilities Operations	1,292,831	1,292,831	19,639	19,639	1,220,465	1,331,050	18,075	18,075
F02	Operation of Library and Archival Service	4,230,332	4,230,332	261,728	261,728	4,050,375	4,042,221	197,728	273,728
F03	Outdoor Leisure Areas Operations	1,734,801	1,734,801	38,949	38,949	1,669,511	1,665,260	38,949	38,949
F04	Community Sport and Recreational Development	930	930	0	0	806	774	0	0
F05	Operation of Arts Programme	2,006,998	2,006,998	285,088	285,088	1,887,064	1,925,352	283,088	295,088
F06	Agency & Recoupable Services	60,000	60,000	60,000	60,000	45,220	45,220	45,220	45,220
	Service Division Total	9,325,891	9,325,891	665,404	665,404	8,873,441	9,009,878	583,060	671,060

Division & Services		Expenditure & Income for 2018 and Estimated Outturn for 2017							
		2018				2017			
		Expenditure		Income		Expenditure		Income	
		Adopted by Council	Estimated by Chief Executive	Adopted by Council	Estimated by Chief Executive	Adopted by Council	Estimated Outturn	Adopted by Council	Estimated Outturn
		€	€	€	€	€	€	€	€
Code	Agriculture, Education, Health & Welfare								
G01	Land Drainage Costs	2,629	2,629	173	173	2,321	2,228	173	173
G02	Operation and Maintenance of Piers and Harbours	1,728,034	1,728,034	56,972	56,972	1,683,476	1,675,657	51,972	51,972
G03	Coastal Protection	37,662	37,662	136	136	37,643	145,617	136	106,636
G04	Veterinary Service	714,722	714,722	391,854	391,854	685,330	680,538	381,854	381,854
G05	Educational Support Services	187,538	187,538	49,194	49,194	181,326	176,358	52,194	52,194
G06	Agency & Recoupable Services	0	0	0	0	0	0	0	0
	Service Division Total	2,670,585	2,670,585	498,329	498,329	2,590,096	2,680,399	486,329	592,829
Code	Miscellaneous Services								
H01	Profit/Loss Machinery Account	5,159,242	5,159,242	4,070,672	4,070,672	4,943,508	5,905,568	3,901,089	5,101,089
H02	Profit/Loss Stores Account	121,632	121,632	211,756	211,756	118,647	117,860	191,156	191,156
H03	Administration of Rates	7,745,037	7,620,037	1,117,173	1,117,173	7,324,493	7,290,918	467,173	517,173
H04	Franchise Costs	225,486	225,486	5,067	5,067	227,784	203,125	5,067	5,066
H05	Operation of Morgue and Coroner Expenses	318,494	318,494	466	466	315,714	320,884	466	466
H06	Weighbridges	2,374	2,374	100	100	1,994	1,914	100	100
H07	Operation of Markets and Casual Trading	35,445	35,445	15,353	15,353	35,366	35,295	12,353	12,353
H08	Malicious Damage	0	0	0	0	0	0	0	0
H09	Local Representation/Civic Leadership	1,538,620	1,538,620	1,440	1,440	1,337,147	1,334,229	1,440	1,440
H10	Motor Taxation	1,728,316	1,728,316	94,497	94,497	1,754,030	1,754,852	94,497	94,495
H11	Agency & Recoupable Services	6,041,400	6,166,400	10,466,107	10,466,107	7,666,727	7,652,281	10,927,052	8,257,339
	Service Division Total	22,916,045	22,916,045	15,982,632	15,982,632	23,725,410	24,616,926	15,600,393	14,180,677
	OVERALL TOTAL	148,795,554	148,795,554	90,580,300	90,580,300	135,063,846	141,510,119	79,310,756	85,970,674

* Standard rounding rules apply throughout

Table C - CALCULATION OF BASE YEAR ADJUSTMENT					
	(i)	(ii)	(iii)	(iv)	(v)
Rating authority	Annual Rate on Valuation 2018	Effective ARV (Net of BYA) 2018	Base Year Adjustment 2018	Net Effective Valuation	Value of Base Year Adjustment
			(ii)-(i)		(iii)*(iv)
	€	€	€	€	€
Name of rating authority	71.81	71.81		330,194.00	
Former rating authority areas					
Letterkenny	71.81	71.81	0.00	103,889.35	0.00
Bundoran	71.81	71.81	0.00	14,351.15	0.00
Buncrana	71.81	52.29	(19.52)	17,084.00	(333,479.68)
TOTAL				465,518.50	(333,479.68)

Table D	
ANALYSIS OF BUDGET 2018 INCOME FROM GOODS AND SERVICES	
Source of Income	2018 €
Rents from Houses	11,913,855
Housing Loans Interest & Charges	888,760
Parking Fines/Charges	1,000,240
Irish Water	15,595,189
Planning Fees	510,000
Sale/leasing of other property / Industrial Sites	784,610
Domestic Refuse	0
Commercial Refuse	0
Landfill Charges	0
Fire Charges	500,000
Recreation / Amenity / Culture	0
Library Fees/Fines	75,000
Agency Services & Repayable Works	0
Local Authority Contributions	90,760
Superannuation	2,000,001
NPPR	1,000,000
Misc. (Includes income from Machinery Yard, overhead account, transfers from reserves, PEL, dog licensing, PRTB contributions and other miscellaneous headings)	15,537,756
TOTAL	49,896,170

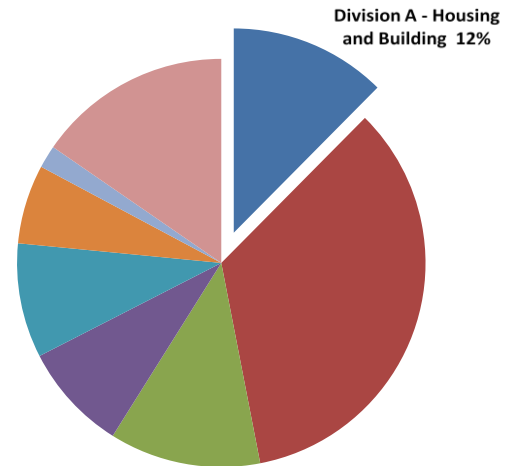
Table E	
ANALYSIS OF BUDGET INCOME 2018 FROM GRANTS AND SUBSIDIES	
	2018
	€
Department of Housing, Planning and Local Government	
Housing and Building	4,564,265
Road Transport & Safety	0
Water Services	205,897
Development Management	70,000
Environmental Services	248,000
Recreation and Amenity	0
Agriculture, Food & the Marine	0
Miscellaneous Services	2,016,216
	7,104,378
Other Departments and Bodies	
TII Transport Infrastructure Ireland	31,923,351
Arts, Heritage & Gaeltacht	131,320
DTO	0
Social Protection	0
Defence	83,500
Education and Skills	45,000
LGMA (Library Development Unit)	25,000
Arts Council	186,500
Transport Tourism & Sport	0
Justice and Equality	0
Agriculture Food & the Marine	0
Non-Dept HFA and BMW	0
Jobs, Enterprise & Innovation	856,060
Other	329,021
	33,579,752
Total Grants & Subsidies	40,684,130

**Table F Comprises Expenditure and Income by
Division to Sub-Service Level**

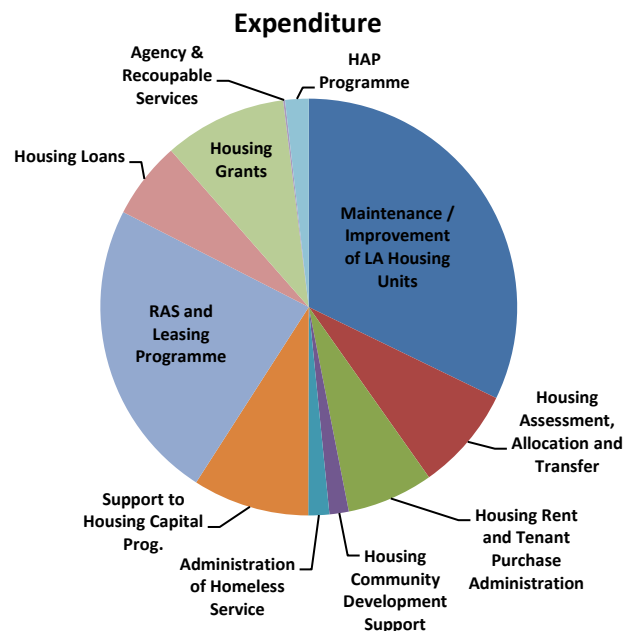
Division A - Housing and Building

Division	Amount	%
A Housing and Building	18,486,067	12%
B Road Transport & Safety	51,361,957	35%
C Water Services	17,828,813	12%
D Development Management	12,715,745	9%
E Environmental Services	13,490,451	9%
F Recreation and Amenity	9,325,891	6%
G Agriculture, Education, Health & Welfare	2,670,585	2%
H Miscellaneous Services	22,916,045	15%
Grand Total	148,795,554	100%

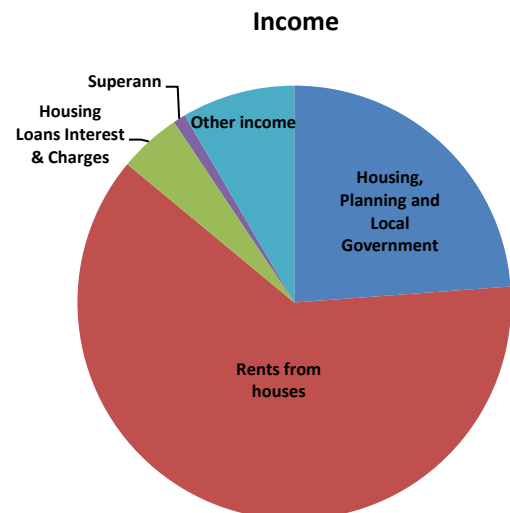
Overall Expenditure



How the Division is Spent	Amount	%
Maintenance / Improvement of LA Housing Units	5,950,960	32.2%
Housing Assessment, Allocation and Transfer	1,482,560	8.0%
Housing Rent and Tenant Purchase Administration	1,239,655	6.7%
Housing Community Development Support	276,821	1.5%
Administration of Homeless Service	300,608	1.6%
Support to Housing Capital Prog.	1,672,032	9.0%
RAS and Leasing Programme	4,333,464	23.4%
Housing Loans	1,106,552	6.0%
Housing Grants	1,759,938	9.5%
Agency & Recoupable Services	27,181	0.1%
HAP Programme	336,295	1.8%
Grand Total	18,486,067	100%



Sources of Income in the Division	Amount	%
Housing, Planning and Local Government	4,564,265	23.8%
Rents from houses	11,913,855	62.2%
Housing Loans Interest & Charges	888,760	4.6%
Superannuation	176,448	0.9%
Other income	1,615,991	8.4%
Grand Total	19,159,319	100%



Division & Services		2018				2017			
		Expenditure		Income		Expenditure		Income	
		Adopted by Council	Estimated by Chief Executive	Adopted by Council	Estimated by Chief Executive	Adopted by Council	Estimated Outturn	Adopted by Council	Estimated Outturn
		€	€	€	€	€	€	€	€
Code	Housing and Building								
A01	Maintenance/Improvement of LA Housing Units	5,950,960	5,950,960	1,129,465	1,129,465	5,699,761	6,304,162	1,660,529	2,110,529
A02	Housing Assessment, Allocation and Transfer	1,482,560	1,482,560	114,056	114,056	1,461,163	1,434,431	74,056	74,055
A03	Housing Rent and Tenant Purchase Administration	1,239,655	1,239,655	11,225,835	11,225,835	1,150,240	1,115,933	10,691,096	10,858,872
A04	Housing Community Development Support	276,821	276,821	6,065	6,065	250,354	257,983	6,065	6,065
A05	Administration of Homeless Service	300,608	300,608	145,076	145,076	306,757	323,767	145,076	165,776
A06	Support to Housing Capital Prog.	1,672,032	1,672,032	697,003	697,003	1,228,503	1,223,868	772,877	772,877
A07	RAS and Leasing Programme	4,333,464	4,333,464	4,637,006	4,637,006	4,145,580	4,229,268	4,280,680	4,525,569
A08	Housing Loans	1,106,552	1,106,552	657,187	657,187	1,088,845	1,052,492	703,804	653,804
A09	Housing Grants	1,759,938	1,759,938	416,528	416,528	1,512,561	1,533,179	216,528	270,147
A11	Agency & Recoupable Services	27,181	27,181	31,098	31,098	27,935	27,750	31,098	31,098
A12	HAP Programme	336,295	336,295	100,000	100,000	348,618	348,618	220,000	220,000
	Service Division Total	18,486,067	18,486,067	19,159,319	19,159,319	17,220,316	17,851,449	18,801,809	19,688,793

HOUSING AND BUILDING

		2018		2017	
<u>Code</u>	Expenditure by Service and Sub-Service	Adopted by Council	Estimated by Chief Executive	Adopted by Council	Estimated Outturn
		€	€	€	€
A0101	Maintenance of LA Housing Units	4,373,446	4,373,446	4,334,773	4,983,451
A0102	Maintenance of Traveller Accommodation Units	134,000	134,000	134,000	134,000
A0103	Traveller Accommodation Management	137,927	137,927	124,058	124,058
A0104	Estate Maintenance	0	0	0	0
A0199	Service Support Costs	1,305,587	1,305,587	1,106,930	1,062,653
	Maintenance/Improvement of LA Housing Units	5,950,960	5,950,960	5,699,761	6,304,162
A0201	Assessment of Housing Needs, Allocs. & Trans.	574,032	574,032	561,648	570,896
A0299	Service Support Costs	908,528	908,528	899,515	863,534
	Housing Assessment, Allocation and Transfer	1,482,560	1,482,560	1,461,163	1,434,431
A0301	Debt Management & Rent Assessment	879,997	879,997	807,518	786,920
A0399	Service Support Costs	359,658	359,658	342,722	329,013
	Housing Rent and Tenant Purchase Administration	1,239,655	1,239,655	1,150,240	1,115,933
A0401	Housing Estate Management	51,992	51,992	66,992	66,992
A0402	Tenancy Management	164,503	164,503	126,834	136,724
A0403	Social and Community Housing Service	0	0	0	0
A0499	Service Support Costs	60,326	60,326	56,528	54,267
	Housing Community Development Support	276,821	276,821	250,354	257,983
A0501	Homeless Grants Other Bodies	157,000	157,000	157,000	180,000
A0502	Homeless Service	0	0	0	0
A0599	Service Support Costs	143,608	143,608	149,757	143,767
	Administration of Homeless Service	300,608	300,608	306,757	323,767
A0601	Technical and Administrative Support	1,364,346	1,364,346	942,635	949,434
A0602	Loan Charges	0	0	0	0
A0699	Service Support Costs	307,686	307,686	285,868	274,433
	Support to Housing Capital Prog.	1,672,032	1,672,032	1,228,503	1,223,868
A0701	RAS Operations	2,078,719	2,078,719	2,114,688	2,114,688
A0702	Long Term Leasing	1,826,499	1,826,499	1,608,982	1,709,546
A0703	Payment & Availability	0	0	0	0
A0704	Affordable Leases	0	0	0	0
A0799	Service Support Costs	428,246	428,246	421,910	405,034
	RAS and Leasing Programme	4,333,464	4,333,464	4,145,580	4,229,268

HOUSING AND BUILDING

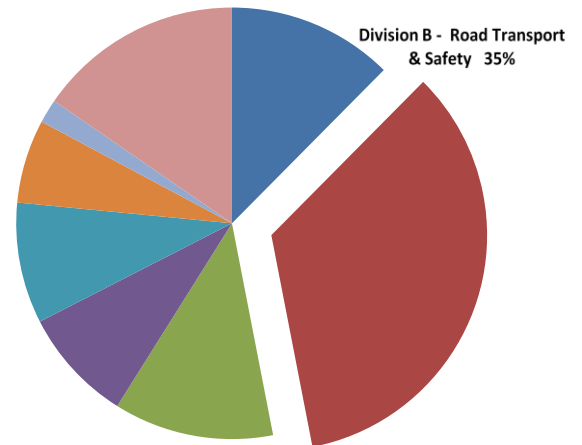
		2018		2017	
<u>Code</u>	Expenditure by Service and Sub-Service	Adopted by Council	Estimated by Chief Executive	Adopted by Council	Estimated Outturn
		€	€	€	€
A0801	Loan Interest and Other Charges	370,943	370,943	396,603	400,003
A0802	Debt Management Housing Loans	580,504	580,504	546,588	512,662
A0899	Service Support Costs	155,105	155,105	145,654	139,828
Housing Loans		1,106,552	1,106,552	1,088,845	1,052,492
A0901	Housing Adaptation Grant Scheme	400,000	400,000	200,000	253,619
A0902	Loan Charges DPG/ERG	484,297	484,297	487,524	487,524
A0903	Essential Repair Grants	0	0	0	0
A0904	Other Housing Grant Payments	0	0	0	0
A0905	Mobility Aids Housing Grants	0	0	0	0
A0999	Service Support Costs	875,641	875,641	825,037	792,036
Housing Grants		1,759,938	1,759,938	1,512,561	1,533,179
A1101	Agency & Recoupable Service	22,469	22,469	23,311	23,311
A1199	Service Support Costs	4,712	4,712	4,624	4,439
Agency & Recoupable Services		27,181	27,181	27,935	27,750
A1201	HAP Operations	336,295	336,295	348,618	348,618
A1299	Service Support Costs	0	0	0	0
HAP Programme		336,295	336,295	348,618	348,618
Service Division Total		18,486,067	18,486,067	17,220,316	17,851,449

HOUSING AND BUILDING				
	2018		2017	
Income by Source	Adopted by Council	Estimated by Chief Executive	Adopted by Council	Estimated Outturn
	€	€	€	€
Government Grants & Subsidies				
Housing, Planning & Local Government	4,564,265	4,564,265	4,378,375	5,175,673
Other	0	0	0	0
Total Grants & Subsidies (a)	4,564,265	4,564,265	4,378,375	5,175,673
Goods and Services				
Rents from Houses	11,913,855	11,913,855	11,628,362	11,864,429
Housing Loans Interest & Charges	888,760	888,760	650,969	650,969
Superannuation	176,448	176,448	176,448	176,448
Agency Services & Repayable Works	0	0	0	0
Local Authority Contributions	0	0	0	0
Other Income	1,615,991	1,615,991	1,967,655	1,821,274
Total Goods and Services (b)	14,595,054	14,595,054	14,423,434	14,513,120
Total Income c=(a+b)	19,159,319	19,159,319	18,801,809	19,688,793

Division B - Road Transport & Safety

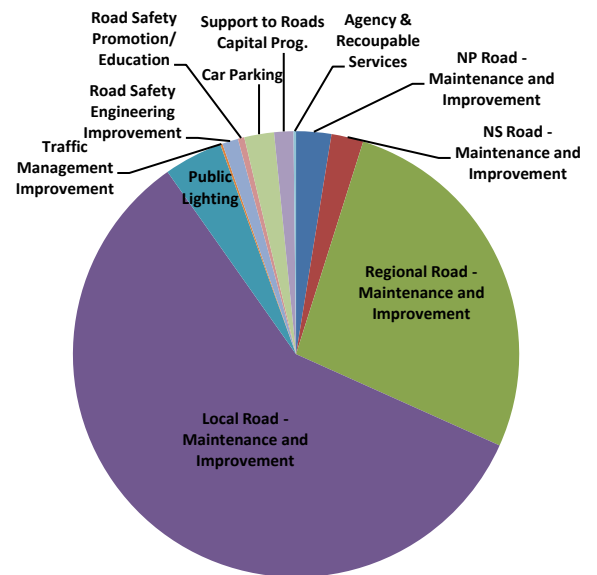
Division	Amount	%
A Housing and Building	18,486,067	12%
B Road Transport & Safety	51,361,957	35%
C Water Services	17,828,813	12%
D Development Management	12,715,745	9%
E Environmental Services	13,490,451	9%
F Recreation and Amenity	9,325,891	6%
G Agriculture, Education, Health & Welfare	2,670,585	2%
H Miscellaneous Services	22,916,045	15%
Grand Total	148,795,554	100%

Overall Expenditure



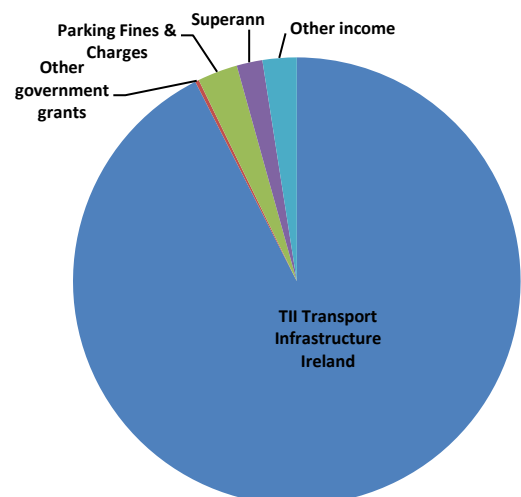
How the Division is Spent	Amount	%
NP Road - Maintenance and Improvement	1,308,865	2.5%
NS Road - Maintenance and Improvement	1,193,341	2.3%
Regional Road - Maintenance & Improvement	13,784,611	26.8%
Local Road - Maintenance and Improvement	30,054,529	58.5%
Public Lighting	2,186,947	4.3%
Traffic Management Improvement	80,528	0.2%
Road Safety Engineering Improvement	597,313	1.2%
Road Safety Promotion/Education	238,225	0.5%
Car Parking	1,107,983	2.2%
Support to Roads Capital Prog.	715,538	1.4%
Agency & Recoupable Services	94,080	0.2%
Grand Total	51,361,957	100%

Expenditure



Sources of Income in the Division	Amount	%
TII Transport Infrastructure Ireland	31,923,351	92.5%
Other government grants	94,000	0.3%
Parking Fines & Charges	1,000,240	2.9%
Superannuation	642,463	1.9%
Other income	850,000	2.5%
Grand Total	34,510,054	100%

Income



Division & Services		2018				2017			
		Expenditure		Income		Expenditure		Income	
		Adopted by Council	Estimated by Chief Executive	Adopted by Council	Estimated by Chief Executive	Adopted by Council	Estimated Outturn	Adopted by Council	Estimated Outturn
		€	€	€	€	€	€	€	€
Code	Road Transport & Safety								
B01	NP Road - Maintenance and Improvement	1,308,865	1,308,865	897,526	897,526	1,269,662	1,592,465	897,526	1,252,068
B02	NS Road - Maintenance and Improvement	1,193,341	1,193,341	667,582	667,582	1,189,651	320,000	667,582	1,065,582
B03	Regional Road - Maintenance and Improvement	13,784,611	13,784,611	7,904,519	7,904,519	13,803,529	13,221,059	8,307,350	7,807,091
B04	Local Road - Maintenance and Improvement	30,054,529	30,054,529	23,330,407	23,330,407	18,440,984	22,821,397	11,791,090	16,720,297
B05	Public Lighting	2,186,947	2,186,947	100,118	100,118	2,283,115	3,182,776	217,483	350,118
B06	Traffic Management Improvement	80,528	80,528	1,537	1,537	79,024	85,687	1,537	16,640
B07	Road Safety Engineering Improvement	597,313	597,313	442,280	442,280	595,106	950,344	442,280	803,722
B08	Road Safety Promotion/Education	238,225	238,225	7,839	7,839	235,928	232,814	7,839	7,840
B09	Car Parking	1,107,983	1,107,983	1,017,324	1,017,324	1,109,610	1,105,032	1,012,225	1,012,225
B10	Support to Roads Capital Prog.	715,538	715,538	90,301	90,301	674,760	647,770	90,301	90,301
B11	Agency & Recoupable Services	94,080	94,080	50,622	50,622	94,800	93,008	50,622	50,622
	Service Division Total	51,361,957	51,361,957	34,510,054	34,510,054	39,776,169	44,252,352	23,485,835	29,176,505

ROAD TRANSPORT & SAFETY

		2018		2017	
<u>Code</u>	Expenditure by Service and Sub-Service	Adopted by Council	Estimated by Chief Executive	Adopted by Council	Estimated Outturn
		€	€	€	€
B0101	NP - Surface Dressing	120,000	120,000	120,000	215,000
B0102	NP – Pavement Overlay/Reconstruction	0	0	0	0
B0103	NP – Winter Maintenance	279,000	279,000	284,000	270,000
B0104	NP – Bridge Maintenance (Eirspan)	0	0	0	0
B0105	NP - General Maintenance	422,199	422,199	422,199	681,741
B0106	NP – General Improvements Works	0	0	0	0
B0199	Service Support Costs	487,666	487,666	443,463	425,724
National Primary Road – Maintenance and Improvement		1,308,865	1,308,865	1,269,662	1,592,465
B0201	NS - Surface Dressing	100,000	100,000	100,000	320,000
B0202	NS - Overlay/Reconstruction	0	0	0	0
B0203	NS - Overlay/Reconstruction – Urban	0	0	0	0
B0204	NS - Winter Maintenance	165,000	165,000	170,000	170,000
B0205	NS – Bridge Maintenance (Eirspan)	0	0	0	0
B0206	NS - General Maintenance	286,208	286,208	286,208	444,208
B0207	NS – General Improvement Works	0	0	0	0
B0299	Service Support Costs	642,133	642,133	633,443	608,105
National Secondary Road – Maintenance and Improvement		1,193,341	1,193,341	1,189,651	1,542,313
B0301	Regional Roads Surface Dressing	827,483	827,483	827,483	845,863
B0302	Reg Rd Surface Rest/Road Reconstruction/Overlay	3,208,670	3,208,670	2,939,770	2,877,807
B0303	Regional Road Winter Maintenance	800,000	800,000	800,000	800,000
B0304	Regional Road Bridge Maintenance	200,000	200,000	200,000	460,000
B0305	Regional Road General Maintenance Works	2,823,819	2,823,819	2,723,770	1,923,553
B0306	Regional Road General Improvement Works	1,029,163	1,029,163	1,781,222	1,793,804
B0399	Service Support Costs	4,895,476	4,895,476	4,531,284	4,350,033
Regional Road – Improvement and Maintenance		13,784,611	13,784,611	13,803,529	13,051,059
B0401	Local Road Surface Dressing	1,930,794	1,930,794	1,930,794	1,912,414
B0402	Local Rd Surface Rest/Road Reconstruction/Overlay	7,666,161	7,666,161	6,859,472	7,997,024
B0403	Local Roads Winter Maintenance	0	0	0	0
B0404	Local Roads Bridge Maintenance	0	0	0	0
B0405	Local Roads General Maintenance Works	16,365,775	16,365,775	6,393,919	7,218,654
B0406	Local Roads General Improvement Works	1,050,000	1,050,000	290,000	2,400,970
B0499	Service Support Costs	3,041,799	3,041,799	2,966,799	2,848,127
Local Road - Maintenance and Improvement		30,054,529	30,054,529	18,440,984	22,377,189
B0501	Public Lighting Operating Costs	2,122,048	2,122,048	2,217,671	2,510,306
B0502	Public Lighting Improvement	36,250	36,250	38,459	38,459
B0599	Service Support Costs	28,649	28,649	26,985	25,906
Public Lighting		2,186,947	2,186,947	2,283,115	2,574,671

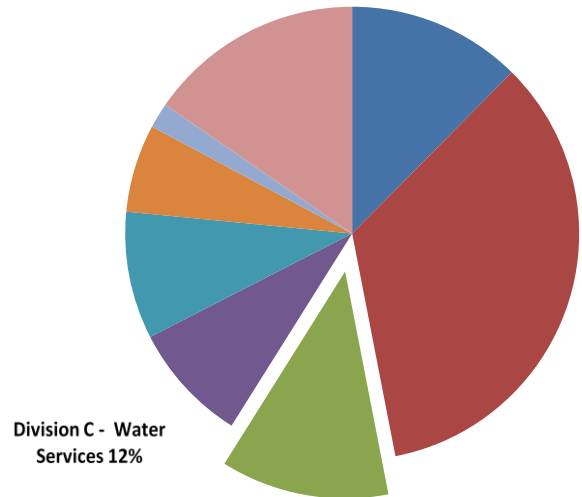
ROAD TRANSPORT & SAFETY					
Code	Expenditure by Service and Sub-Service	2018		2017	
		Adopted by Council	Estimated by Chief Executive	Adopted by Council	Estimated Outturn
		€	€	€	€
B0601	Traffic Management	0	0	0	0
B0602	Traffic Maintenance	0	0	0	0
B0603	Traffic Improvement Measures	58,766	58,766	58,980	66,445
B0699	Service Support Costs	21,762	21,762	20,044	19,242
	Traffic Management Improvement	80,528	80,528	79,024	85,687
B0701	Low Cost Remedial Measures	440,000	440,000	440,000	366,500
B0702	Other Engineering Improvements	131,249	131,249	131,277	560,969
B0799	Service Support Costs	26,064	26,064	23,829	22,876
	Road Safety Engineering Improvements	597,313	597,313	595,106	950,344
B0801	School Wardens	71,000	71,000	71,000	71,000
B0802	Publicity and Promotion Road Safety	125,601	125,601	125,305	123,776
B0899	Service Support Costs	41,624	41,624	39,623	38,038
	Road Safety Promotion/Education	238,225	238,225	235,928	232,814
B0901	Maintenance and Management of Car Parks	405,826	405,826	330,883	344,517
B0902	Operation of Street Parking	56,890	56,890	56,211	56,212
B0903	Parking Enforcement	524,166	524,166	608,047	594,413
B0999	Service Support Costs	121,101	121,101	114,469	109,890
	Car Parking	1,107,983	1,107,983	1,109,610	1,105,032
B1001	Administration of Roads Capital Programme	0	0	0	0
B1099	Service Support Costs	715,538	715,538	674,760	647,770
	Support to Roads Capital Programme	715,538	715,538	674,760	647,770
B1101	Agency & Recoupable Service	48,766	48,766	50,000	50,000
B1199	Service Support Costs	45,314	45,314	44,800	43,008
	Agency & Recoupable Services	94,080	94,080	94,800	93,008
	Service Division Total	51,361,957	51,361,957	39,776,169	44,252,352

ROAD TRANSPORT & SAFETY				
	2018		2017	
Income by Source	Adopted by Council	Estimated by Chief Executive	Adopted by Council	Estimated Outturn
	€	€	€	€
Government Grants				
Housing, Planning & Local Government	0	0	0	0
TII Transport Infrastructure Ireland	31,923,351	31,923,351	21,004,230	26,665,263
Arts, Heritage & Gaeltacht	0	0	0	0
DTO	0	0	0	0
Other	94,000	94,000	4,000	4,000
Total Grants & Subsidies (a)	32,017,351	32,017,351	21,008,230	26,669,263
Goods and Services				
Parking Fines & Charges	1,000,240	1,000,240	995,141	995,141
Superannuation	642,463	642,463	642,463	642,463
Agency Services & Repayable Works	0	0	0	0
Local Authority Contributions	0	0	0	0
Other income	850,000	850,000	840,000	869,637
Total Goods and Services (b)	2,492,703	2,492,703	2,477,604	2,507,241
Total Income c=(a+b)	34,510,054	34,510,054	23,485,835	29,176,505

Division C - Water Services

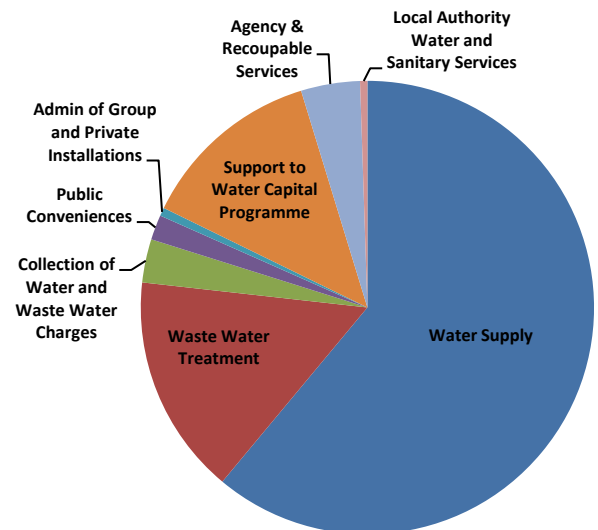
Division	Amount	%
A Housing and Building	18,486,067	12%
B Road Transport & Safety	51,361,957	35%
C Water Services	17,828,813	12%
D Development Management	12,715,745	9%
E Environmental Services	13,490,451	9%
F Recreation and Amenity	9,325,891	6%
G Agriculture, Education, Health & Welfare	2,670,585	2%
H Miscellaneous Services	22,916,045	15%
Grand Total	148,795,554	100%

Overall Expenditure



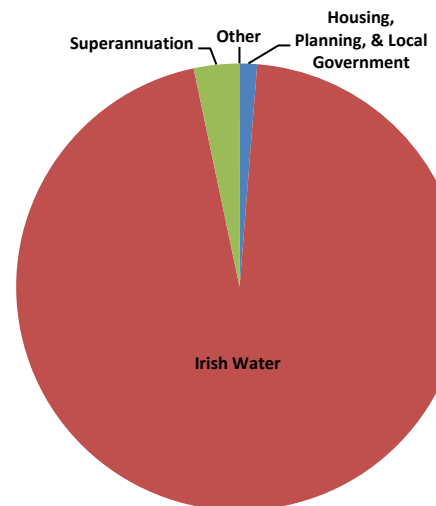
How the Division is Spent	Amount	%
Water Supply	10,885,388	61.1%
Waste Water Treatment	2,801,004	15.7%
Collection of Water and Waste Water Charges	551,883	3.1%
Public Conveniences	317,526	1.8%
Admin of Group and Private Installations	106,074	0.6%
Support to Water Capital Programme	2,324,114	13.0%
Agency & Recoupable Services	750,403	4.2%
Local Authority Water and Sanitary Services	92,420	0.5%
Grand Total	17,828,813	100%

Expenditure



Sources of Income in the Division	Amount	%
Housing, Planning and Local Government	205,897	1.3%
Irish Water	15,595,189	95.4%
Superannuation	535,572	3.3%
Other	4,000	0.0%
Grand Total	16,340,658	100%

Income



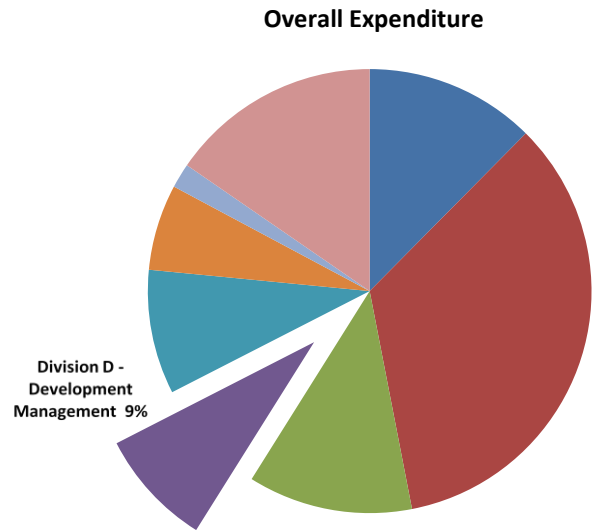
Division & Services		2018				2017			
		Expenditure		Income		Expenditure		Income	
		Adopted by Council	Estimated by Chief Executive	Adopted by Council	Estimated by Chief Executive	Adopted by Council	Estimated Outturn	Adopted by Council	Estimated Outturn
		€	€	€	€	€	€	€	€
	Water Services								
Code									
C01	Water Supply	10,885,388	10,885,388	326,333	326,333	10,954,760	11,020,933	326,333	517,327
C02	Waste Water Treatment	2,801,004	2,801,004	79,284	79,284	2,712,334	2,664,801	79,284	85,416
C03	Collection of Water and Waste Water Charges	551,883	551,883	21,254	21,254	620,590	594,969	21,254	21,254
C04	Public Conveniences	317,526	317,526	9,644	9,644	254,687	251,995	10,044	10,044
C05	Admin of Group and Private Installations	106,074	106,074	176,345	176,345	118,177	113,450	44,868	44,868
C06	Support to Water Capital Programme	2,324,114	2,324,114	51,179	51,179	1,997,227	1,978,770	51,179	51,179
C07	Agency & Recoupable Services	750,403	750,403	2,949,010	2,949,010	948,202	932,258	2,949,010	2,949,010
C08	Local Authority Water and Sanitary Services	92,420	92,420	12,727,609	12,727,609	574,198	574,198	13,329,319	14,141,743
	Service Division Total	17,828,813	17,828,813	16,340,658	16,340,658	18,180,175	18,131,374	16,811,291	17,820,841

WATER SERVICES					
Code	Expenditure by Service and Sub-Service	2018		2017	
		Adopted by Council	Estimated by Chief Executive	Adopted by Council	Estimated Outturn
		€	€	€	€
C0101	Water Plants & Networks	7,366,725	7,366,725	7,834,244	8,025,238
C0199	Service Support Costs	3,518,663	3,518,663	3,120,516	2,995,695
	Water Supply	10,885,388	10,885,388	10,954,760	11,020,933
C0201	Waste Plants and Networks	1,365,508	1,365,508	1,370,719	1,376,851
C0299	Service Support Costs	1,435,496	1,435,496	1,341,615	1,287,950
	Waste Water Treatment	2,801,004	2,801,004	2,712,334	2,664,801
C0301	Debt Management Water and Waste Water	52,256	52,256	132,193	126,107
C0399	Service Support Costs	499,627	499,627	488,397	468,861
	Collection of Water and Waste Water Charges	551,883	551,883	620,590	594,969
C0401	Operation and Maintenance of Public Conveniences	243,870	243,870	187,376	187,376
C0499	Service Support Costs	73,656	73,656	67,311	64,619
	Public Conveniences	317,526	317,526	254,687	251,995
C0501	Grants for Individual Installations	0	0	0	0
C0502	Grants for Water Group Schemes	0	0	0	0
C0503	Grants for Waste Water Group Schemes	0	0	0	0
C0504	Group Water Scheme Subsidies	0	0	0	0
C0599	Service Support Costs	106,074	106,074	118,177	113,450
	Admin of Group and Private Installations	106,074	106,074	118,177	113,450
C0601	Technical Design and Supervision	1,826,222	1,826,222	1,535,800	1,535,800
C0699	Service Support Costs	497,892	497,892	461,427	442,970
	Support to Water Capital Programme	2,324,114	2,324,114	1,997,227	1,978,770
C0701	Agency & Recoupable Service	326,295	326,295	549,609	549,609
C0799	Service Support Costs	424,108	424,108	398,593	382,649
	Agency & Recoupable Services	750,403	750,403	948,202	932,258
C0801	Local Authority Water Services	23,011	23,011	25,052	25,052
C0802	Local Authority Sanitary Services	69,409	69,409	70,184	70,184
C0899	Service Support Costs	0	0	478,962	478,962
	Local Authority Water and Sanitary Services	92,420	92,420	574,198	574,198
	Service Division Total	17,828,813	17,828,813	18,180,175	18,131,374

WATER SERVICES				
	2018		2017	
Income by Source	Adopted by Council	Estimated by Chief Executive	Adopted by Council	Estimated Outturn
	€	€	€	€
Government Grants				
Housing, Planning & Local Government	205,897	205,897	77,236	77,236
Other	0	0	0	0
Total Grants & Subsidies (a)	205,897	205,897	77,236	77,236
Goods and Services				
Irish Water	15,595,189	15,595,189	16,194,083	17,203,633
Superannuation	535,572	535,572	535,572	535,572
Agency Services & Repayable Works	0	0	0	0
Local Authority Contributions	0	0	0	0
Other income	4,000	4,000	4,400	4,400
Total Goods and Services (b)	16,134,761	16,134,761	16,734,055	17,743,605
Total Income c=(a+b)	16,340,658	16,340,658	16,811,291	17,820,841

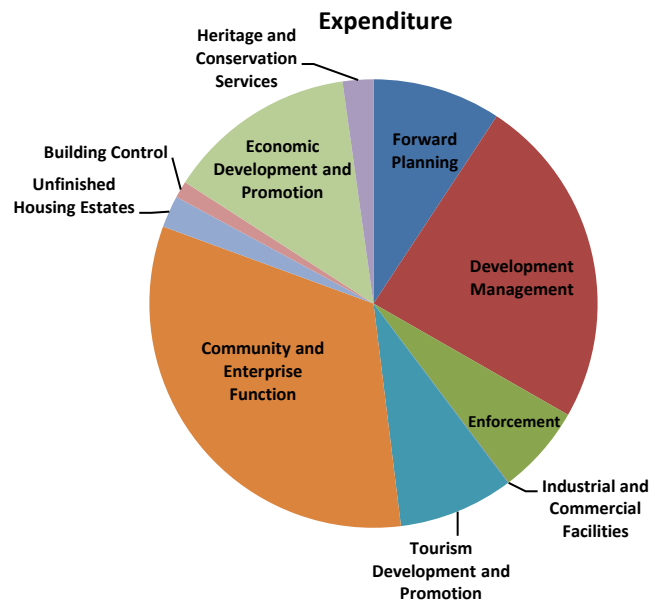
Division D - Development Management

Division	Amount	%
A Housing and Building	18,486,067	12%
B Road Transport & Safety	51,361,957	35%
C Water Services	17,828,813	12%
D Development Management	12,715,745	9%
E Environmental Services	13,490,451	9%
F Recreation and Amenity	9,325,891	6%
G Agriculture, Education, Health & Welfare	2,670,585	2%
H Miscellaneous Services	22,916,045	15%
Grand Total	148,795,554	100%



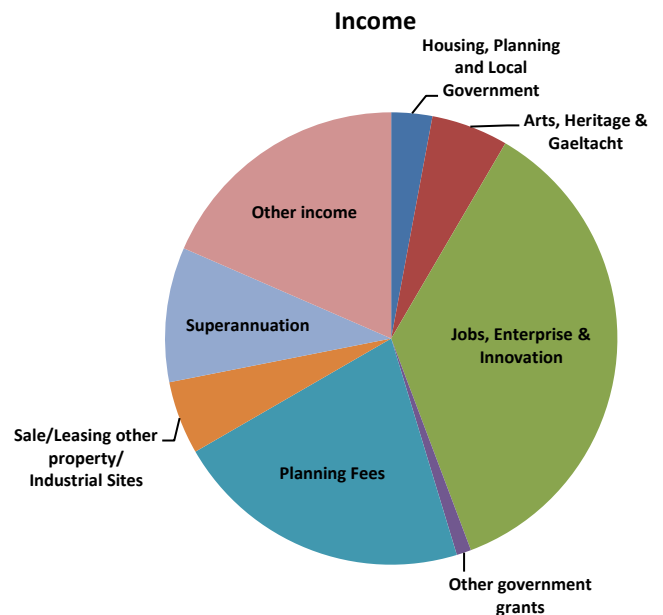
How the Division is Spent

How the Division is Spent	Amount	%
Forward Planning	1,141,944	9.0%
Development Management	2,960,339	23.3%
Enforcement	794,557	6.2%
Industrial and Commercial Facilities	4,100	0.0%
Tourism Development and Promotion	1,023,247	8.0%
Community and Enterprise Function	4,012,601	31.6%
Unfinished Housing Estates	284,675	2.2%
Building Control	150,210	1.2%
Economic Development and Promotion	1,686,652	13.3%
Heritage and Conservation Services	272,867	2.1%
Agency & Recoupable Services	384,554	3.0%
Grand Total	12,715,745	100%



Sources of Income in the Division

Sources of Income in the Division	Amount	%
Housing, Planning and Local Government	70,000	2.9%
Arts, Heritage & Gaeltacht	131,320	5.5%
Jobs, Enterprise & Innovation	856,060	35.8%
Other government grants	25,000	1.0%
Planning Fees	510,000	21.3%
Sale/Leasing other property/Industrial Sites	125,171	5.2%
Superannuation	230,058	9.6%
Other income	441,200	18.5%
Grand Total	2,388,809	100%



Division & Services		2018				2017			
		Expenditure		Income		Expenditure		Income	
		Adopted by Council	Estimated by Chief Executive	Adopted by Council	Estimated by Chief Executive	Adopted by Council	Estimated Outturn	Adopted by Council	Estimated Outturn
		€	€	€	€	€	€	€	€
	Development Management								
Code									
D01	Forward Planning	1,141,944	1,141,944	24,089	24,089	926,627	863,481	24,489	24,489
D02	Development Management	2,960,339	2,960,339	619,995	619,995	2,549,583	2,707,200	604,495	609,495
D03	Enforcement	794,557	794,557	26,244	26,244	797,465	902,137	26,244	26,244
D04	Industrial and Commercial Facilities	4,100	4,100	127	127	5,145	5,145	127	127
D05	Tourism Development and Promotion	1,023,247	1,023,247	15,794	15,794	828,276	820,576	15,794	15,794
D06	Community and Enterprise Function	4,012,601	4,012,601	255,912	255,912	3,760,989	3,746,997	349,012	355,951
D07	Unfinished Housing Estates	284,675	284,675	4,305	4,305	242,760	268,093	4,305	4,305
D08	Building Control	150,210	150,210	58,823	58,823	134,436	133,064	58,823	58,823
D09	Economic Development and Promotion	1,686,652	1,686,652	1,200,447	1,200,447	1,660,043	1,867,977	1,238,368	1,431,338
D10	Property Management	0	0	0	0	0	0	0	0
D11	Heritage and Conservation Services	272,867	272,867	134,476	134,476	246,939	246,038	103,156	134,476
D12	Agency & Recoupable Services	384,554	384,554	48,597	48,597	300,233	343,206	47,030	47,030
	Service Division Total	12,715,745	12,715,745	2,388,809	2,388,809	11,452,497	11,903,914	2,471,843	2,708,072

DEVELOPMENT MANAGEMENT					
Code	Expenditure by Service and Sub-Service	2018		2017	
		Adopted by Council	Estimated by Chief Executive	Adopted by Council	Estimated Outturn
		€	€	€	€
D0101	Statutory Plans and Policy	902,818	902,818	701,943	647,784
D0199	Service Support Costs	239,126	239,126	224,684	215,697
	Forward Planning	1,141,944	1,141,944	926,627	863,481
D0201	Planning Control	1,889,820	1,889,820	1,511,953	1,711,075
D0299	Service Support Costs	1,070,519	1,070,519	1,037,630	996,125
	Development Management	2,960,339	2,960,339	2,549,583	2,707,200
D0301	Enforcement Costs	494,363	494,363	514,268	630,268
D0399	Service Support Costs	300,194	300,194	283,197	271,869
	Enforcement	794,557	794,557	797,465	902,137
D0401	Industrial Sites Operations	0	0	0	0
D0403	Management of & Contributes to Other Commercial Facs	4,100	4,100	5,145	5,145
D0404	General Development Promotion Work	0	0	0	0
D0499	Service Support Costs	0	0	0	0
	Industrial and Commercial Facilities	4,100	4,100	5,145	5,145
D0501	Tourism Promotion	816,419	816,419	635,768	635,768
D0502	Tourist Facilities Operations	0	0	0	0
D0599	Service Support Costs	206,828	206,828	192,508	184,808
	Tourism Development and Promotion	1,023,247	1,023,247	828,276	820,576
D0601	General Community & Enterprise Expenses	3,440,623	3,440,623	3,227,166	3,232,181
D0602	RAPID Costs	0	0	0	0
D0603	Social Inclusion	61,910	61,910	58,636	58,636
D0699	Service Support Costs	510,068	510,068	475,187	456,180
	Community and Enterprise Function	4,012,601	4,012,601	3,760,989	3,746,997
D0701	Unfinished Housing Estates	249,095	249,095	209,193	235,868
D0799	Service Support Costs	35,580	35,580	33,567	32,224
	Unfinished Housing Estates	284,675	284,675	242,760	268,093

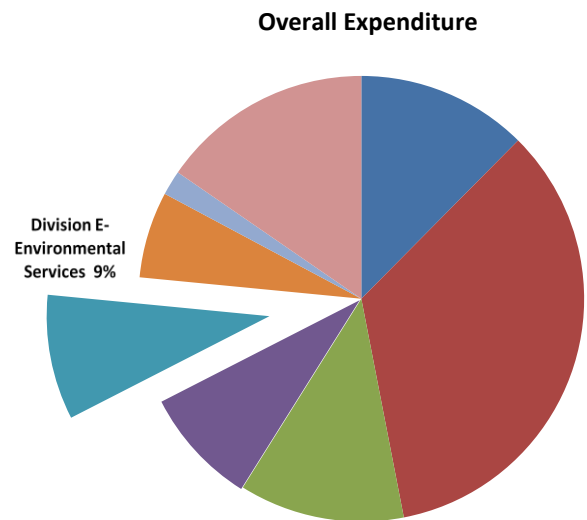
DEVELOPMENT MANAGEMENT

Code	Expenditure by Service and Sub-Service	2018		2017	
		Adopted by Council	Estimated by Chief Executive	Adopted by Council	Estimated Outturn
		€	€	€	€
D0801	Building Control Inspection Costs	66,412	66,412	58,340	58,340
D0802	Building Control Enforcement Costs	46,891	46,891	41,800	41,800
D0899	Service Support Costs	36,907	36,907	34,296	32,924
	Building Control	150,210	150,210	134,436	133,064
D0901	Urban and Village Renewal	1,000	1,000	1,000	1,000
D0902	EU Projects	0	0	0	0
D0903	Town Twinning	2,000	2,000	2,000	2,000
D0904	European Office	0	0	0	0
D0905	Economic Development & Promotion	104,457	104,457	84,457	135,227
D0906	Local Enterprise Office	1,152,315	1,152,315	1,177,446	1,350,416
D0999	Service Support Costs	426,880	426,880	395,140	379,334
	Economic Development and Promotion	1,686,652	1,686,652	1,660,043	1,867,977
D1001	Property Management Costs	0	0	0	0
D1099	Service Support Costs	0	0	0	0
	Property Management	0	0	0	0
D1101	Heritage Services	0	0	0	0
D1102	Conservation Services	231,802	231,802	208,975	209,593
D1103	Conservation Grants	0	0	0	0
D1199	Service Support Costs	41,065	41,065	37,964	36,445
	Heritage and Conservation Services	272,867	272,867	246,939	246,038
D1201	Agency & Recoupable Service	292,847	292,847	214,356	260,764
D1299	Service Support Costs	91,707	91,707	85,877	82,442
	Agency & Recoupable Services	384,554	384,554	300,233	343,206
	Service Division Total	12,715,745	12,715,745	11,452,497	11,903,914

DEVELOPMENT MANAGEMENT				
	2018		2017	
Income by Source	Adopted by Council	Estimated by Chief Executive	Adopted by Council	Estimated Outturn
	€	€	€	€
Government Grants				
Housing, Planning & Local Government	70,000	70,000	0	0
Arts, Heritage & Gaeltacht	131,320	131,320	100,000	131,320
Jobs, Enterprise & Innovation	856,060	856,060	986,760	924,760
Other	25,000	25,000	50,000	241,939
Total Grants & Subsidies (a)	1,082,380	1,082,380	1,136,760	1,298,019
Goods and Services				
Planning Fees	510,000	510,000	500,000	505,000
Sale/Leasing of other property/Industrial Sites	125,171	125,171	122,544	122,544
Superannuation	230,058	230,058	230,058	230,058
Agency Services & Repayable Works	0	0	0	0
Local Authority Contributions	0	0	0	0
Other income	441,200	441,200	482,481	552,451
Total Goods and Services (b)	1,306,429	1,306,429	1,335,083	1,410,053
Total Income c=(a+b)	2,388,809	2,388,809	2,471,843	2,708,072

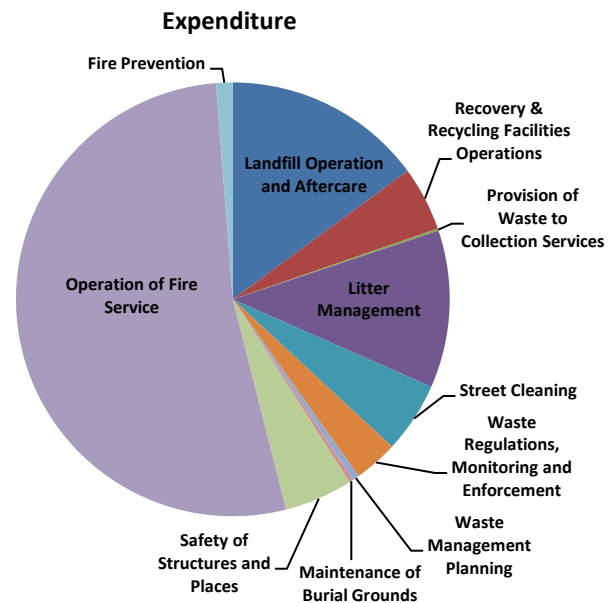
Division E - Environmental Services

Division	Amount	%
A Housing and Building	18,486,067	12%
B Road Transport & Safety	51,361,957	35%
C Water Services	17,828,813	12%
D Development Management	12,715,745	9%
E Environmental Services	13,490,451	9%
F Recreation and Amenity	9,325,891	6%
G Agriculture, Education, Health & Welfare	2,670,585	2%
H Miscellaneous Services	22,916,045	15%
Grand Total	148,795,554	100%



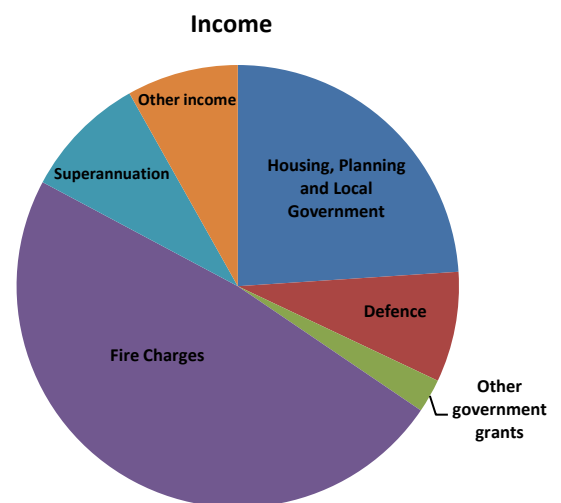
How the Division is Spent

How the Division is Spent	Amount	%
Landfill Operation and Aftercare	1,910,219	14.2%
Recovery & Recycling Facilities Operations	614,157	4.6%
Provision of Waste to Collection Services	20,565	0.2%
Litter Management	1,503,253	11.1%
Street Cleaning	675,271	5.0%
Waste Regulations, Monitoring & Enforcement	420,276	3.1%
Waste Management Planning	60,339	0.4%
Maintenance of Burial Grounds	42,494	0.3%
Safety of Structures and Places	651,992	4.8%
Operation of Fire Service	6,750,069	50.0%
Fire Prevention	158,973	1.2%
Water Quality, Air and Noise Pollution	682,843	5.1%
Grand Total	13,490,451	100%



Sources of Income in the Division

Sources of Income in the Division	Amount	%
Housing, Planning and Local Government	248,000	24.0%
Defence	83,500	8.1%
Other government grants	25,500	2.5%
Fire Charges	500,000	48.3%
Superannuation	93,735	9.1%
Other income	84,360	8.1%
Grand Total	1,035,095	100%



Division & Services		2018				2017			
		Expenditure		Income		Expenditure		Income	
		Adopted by Council	Estimated by Chief Executive	Adopted by Council	Estimated by Chief Executive	Adopted by Council	Estimated Outturn	Adopted by Council	Estimated Outturn
		€	€	€	€	€	€	€	€
	Environmental Services								
Code									
E01	Landfill Operation and Aftercare	1,910,219	1,910,219	3,237	3,237	1,888,363	1,891,708	3,237	3,237
E02	Recovery & Recycling Facilities Operations	614,157	614,157	49,795	49,795	592,019	583,903	114,795	114,795
E03	Waste to Energy Facilities Operations	0	0	0	0	0	0	0	0
E04	Provision of Waste to Collection Services	20,565	20,565	0	0	20,499	20,479	0	0
E05	Litter Management	1,503,253	1,503,253	77,942	77,942	1,543,440	1,556,716	77,942	100,642
E06	Street Cleaning	675,271	675,271	1,512	1,512	674,765	375,337	1,512	1,512
E07	Waste Regulations, Monitoring and Enforcement	420,276	420,276	213,135	213,135	275,698	296,539	228,135	228,135
E08	Waste Management Planning	60,339	60,339	0	0	60,334	60,321	0	0
E09	Maintenance of Burial Grounds	42,494	42,494	520	520	42,423	48,326	520	6,520
E10	Safety of Structures and Places	651,992	651,992	94,777	94,777	603,274	633,656	94,777	102,777
E11	Operation of Fire Service	6,750,069	6,750,069	264,324	264,324	6,684,151	6,740,139	230,324	230,324
E12	Fire Prevention	158,973	158,973	280,505	280,505	151,080	146,409	258,105	258,106
E13	Water Quality, Air and Noise Pollution	682,843	682,843	49,349	49,349	709,696	685,293	60,849	60,849
E14	Agency & Recoupable Services	0	0	0	0	0	25,000	0	25,000
E15	Climate Change and Flooding	0	0	0	0	0	0	0	0
	Service Division Total	13,490,451	13,490,451	1,035,095	1,035,095	13,245,742	13,063,826	1,070,196	1,131,896

ENVIRONMENTAL SERVICES

Code	Expenditure by Service and Sub-Service	2018		2017	
		Adopted by Council	Estimated by Chief Executive	Adopted by Council	Estimated Outturn
		€	€	€	€
E0101	Landfill Operations	1,581,657	1,581,657	1,583,509	1,583,509
E0102	Contribution to other LA's - Landfill Facilities	0	0	0	0
E0103	Landfill Aftercare Costs.	276,680	276,680	258,470	263,670
E0199	Service Support Costs	51,882	51,882	46,384	44,529
Landfill Operation and Aftercare		1,910,219	1,910,219	1,888,363	1,891,708
E0201	Recycling Facilities Operations	404,425	404,425	389,124	389,124
E0202	Bring Centres Operations	0	0	0	0
E0204	Other Recycling Services	0	0	0	0
E0299	Service Support Costs	209,732	209,732	202,895	194,779
Recovery & Recycling Facilities Operations		614,157	614,157	592,019	583,903
E0301	Waste to Energy Facilities Operations	0	0	0	0
E0399	Service Support Costs	0	0	0	0
Waste to Energy Facilities Operations		0	0	0	0
E0401	Recycling Waste Collection Services	0	0	0	0
E0402	Organic Waste Collection Services	0	0	0	0
E0403	Residual Waste Collection Services	0	0	0	0
E0404	Commercial Waste Collection Services	0	0	0	0
E0406	Contribution to Waste Collection Services	20,000	20,000	20,000	20,000
E0407	Other Costs Waste Collection	0	0	0	0
E0499	Service Support Costs	565	565	499	479
Provision of Waste to Collection Services		20,565	20,565	20,499	20,479
E0501	Litter Warden Service	450,660	450,660	436,546	436,546
E0502	Litter Control Initiatives	520,178	520,178	667,077	614,777
E0503	Environmental Awareness Services	282,129	282,129	204,207	279,207
E0599	Service Support Costs	250,286	250,286	235,610	226,186
Litter Management		1,503,253	1,503,253	1,543,440	1,556,716
E0601	Operation of Street Cleaning Service	664,000	664,000	664,000	365,003
E0602	Provision and Improvement of Litter Bins	0	0	0	0
E0699	Service Support Costs	11,271	11,271	10,765	10,334
Street Cleaning		675,271	675,271	674,765	375,337
E0701	Monitoring of Waste Regs (incl Private Landfills)	341,010	341,010	202,145	225,928
E0702	Enforcement of Waste Regulations	0	0	0	0
E0799	Service Support Costs	79,266	79,266	73,553	70,611
Waste Regulations, Monitoring and Enforcement		420,276	420,276	275,698	296,539

ENVIRONMENTAL SERVICES

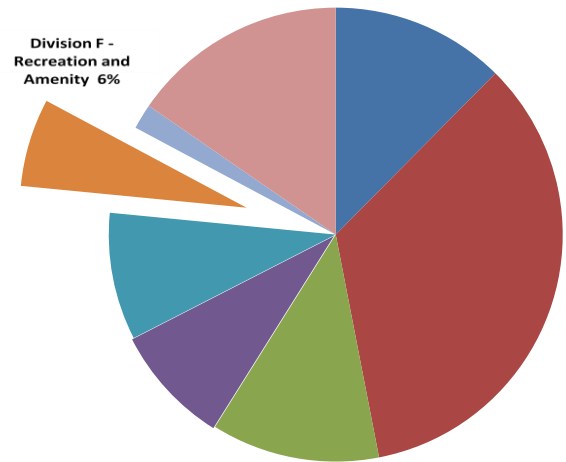
<u>Code</u>	Expenditure by Service and Sub-Service	2018		2017	
		Adopted by Council	Estimated by Chief Executive	Adopted by Council	Estimated Outturn
		€	€	€	€
E0801	Waste Management Plan	60,000	60,000	60,000	60,000
E0802	Contrib to Other Bodies Waste Management Planning	0	0	0	0
E0899	Service Support Costs	339	339	334	321
	Waste Management Planning	60,339	60,339	60,334	60,321
E0901	Maintenance of Burial Grounds	40,000	40,000	40,000	46,000
E0999	Service Support Costs	2,494	2,494	2,423	2,326
	Maintenance and Upkeep of Burial Grounds	42,494	42,494	42,423	48,326
E1001	Operation Costs Civil Defence	141,750	141,750	142,020	150,020
E1002	Dangerous Buildings	10,000	10,000	10,000	10,000
E1003	Emergency Planning	0	0	0	0
E1004	Derelict Sites	18,300	18,300	18,300	18,300
E1005	Water Safety Operation	437,226	437,226	392,500	416,500
E1099	Service Support Costs	44,716	44,716	40,454	38,836
	Safety of Structures and Places	651,992	651,992	603,274	633,656
E1101	Operation of Fire Brigade Service	5,717,389	5,717,389	5,609,104	5,677,104
E1103	Fire Services Training	696,359	696,359	774,759	774,759
E1104	Operation of Ambulance Service	0	0	0	0
E1199	Service Support Costs	336,321	336,321	300,288	288,276
	Operation of Fire Service	6,750,069	6,750,069	6,684,151	6,740,139
E1201	Fire Safety Control Cert Costs	0	0	0	0
E1202	Fire Prevention and Education	34,300	34,300	34,300	34,300
E1203	Inspection/Monitoring of Commercial Facilities	0	0	0	0
E1299	Service Support Costs	124,673	124,673	116,780	112,109
	Fire Prevention	158,973	158,973	151,080	146,409
E1301	Water Quality Management	526,270	526,270	564,205	545,622
E1302	Licensing and Monitoring of Air and Noise Quality	0	0	0	0
E1399	Service Support Costs	156,573	156,573	145,491	139,671
	Water Quality, Air and Noise Pollution	682,843	682,843	709,696	685,293
E1401	Agency & Recoupable Service	0	0	0	25,000
E1499	Service Support Costs	0	0	0	0
	Agency & Recoupable Services	0	0	0	25,000
E1501	Climate Change and Flooding	0	0	0	0
E1599	Service Support Costs	0	0	0	0
	Climate Change and Flooding	0	0	0	0
	Service Division Total	13,490,451	13,490,451	13,245,742	13,063,826

ENVIRONMENTAL SERVICES				
	2018		2017	
Income by Source	Adopted by Council	Estimated by Chief Executive	Adopted by Council	Estimated Outturn
	€	€	€	€
Government Grants				
Housing, Planning & Local Government	248,000	248,000	303,000	356,700
Social Protection	0	0	0	0
Defence	83,500	83,500	83,500	83,500
Other	25,500	25,500	1,500	1,500
Total Grants & Subsidies (a)	357,000	357,000	388,000	441,700
Goods and Services				
Domestic Refuse Charges	0	0	0	0
Commercial Refuse Charges	0	0	0	0
Landfill Charges	0	0	0	0
Fire Charges	500,000	500,000	430,000	430,000
Superannuation	93,735	93,735	93,735	93,736
Agency Services & Repayable Works	0	0	0	0
Local Authority Contributions	0	0	0	0
Other income	84,360	84,360	158,460	166,460
Total Goods and Services (b)	678,095	678,095	682,195	690,196
Total Income c=(a+b)	1,035,095	1,035,095	1,070,196	1,131,896

Division F - Recreation and Amenity

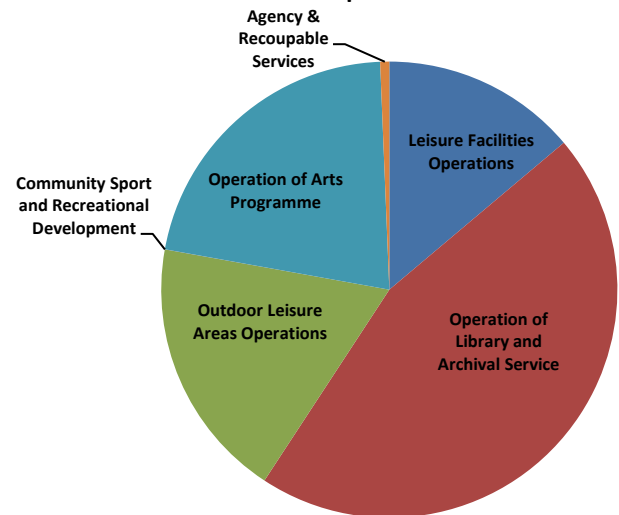
Division	Amount	%
A Housing and Building	18,486,067	12%
B Road Transport & Safety	51,361,957	35%
C Water Services	17,828,813	12%
D Development Management	12,715,745	9%
E Environmental Services	13,490,451	9%
F Recreation and Amenity	9,325,891	6%
G Agriculture, Education, Health & Welfare	2,670,585	2%
H Miscellaneous Services	22,916,045	15%
Grand Total	148,795,554	100%

Overall Expenditure



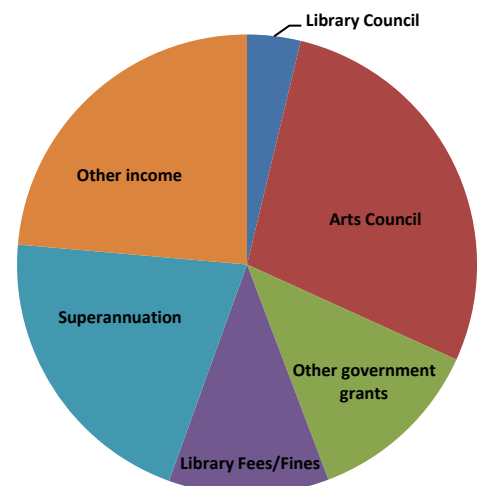
How the Division is Spent	Amount	%
Leisure Facilities Operations	1,292,831	13.9%
Operation of Library and Archival Service	4,230,332	45.4%
Outdoor Leisure Areas Operations	1,734,801	18.6%
Community Sport & Recreational Development	930	0.0%
Operation of Arts Programme	2,006,998	21.5%
Agency & Recoupable Services	60,000	0.6%
Grand Total	9,325,891	100%

Expenditure



Sources of Income in the Division	Amount	%
Library Council	25,000	3.8%
Arts Council	186,500	28.0%
Other government grants	82,870	12.5%
Library Fees/Fines	75,000	11.3%
Superannuation	138,884	20.9%
Other income	157,150	23.6%
Grand Total	665,404	100%

Income



Division & Services		2018				2017			
		Expenditure		Income		Expenditure		Income	
		Adopted by Council	Estimated by Chief Executive	Adopted by Council	Estimated by Chief Executive	Adopted by Council	Estimated Outturn	Adopted by Council	Estimated Outturn
		€	€	€	€	€	€	€	€
Code	Recreation & Amenity								
F01	Leisure Facilities Operations	1,292,831	1,292,831	19,639	19,639	1,220,465	1,331,050	18,075	18,075
F02	Operation of Library and Archival Service	4,230,332	4,230,332	261,728	261,728	4,050,375	4,042,221	197,728	273,728
F03	Outdoor Leisure Areas Operations	1,734,801	1,734,801	38,949	38,949	1,669,511	1,665,260	38,949	38,949
F04	Community Sport and Recreational Development	930	930	0	0	806	774	0	0
F05	Operation of Arts Programme	2,006,998	2,006,998	285,088	285,088	1,887,064	1,925,352	283,088	295,088
F06	Agency & Recoupable Services	60,000	60,000	60,000	60,000	45,220	45,220	45,220	45,220
	Service Division Total	9,325,891	9,325,891	665,404	665,404	8,873,441	9,009,878	583,060	671,060

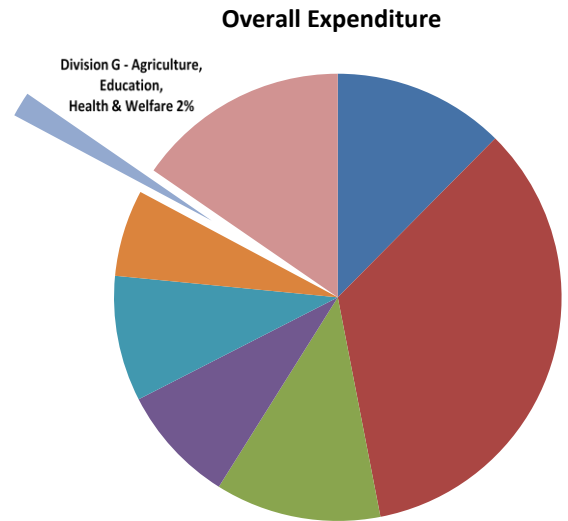
RECREATION & AMENITY

Code	Expenditure by Service and Sub-Service	2018		2017	
		Adopted by Council	Estimated by Chief Executive	Adopted by Council	Estimated Outturn
		€	€	€	€
F0101	Leisure Facilities Operations	1,124,092	1,124,092	1,052,855	1,164,107
F0103	Contribution to External Bodies Leisure Facilities	150,000	150,000	150,938	150,938
F0199	Service Support Costs	18,739	18,739	16,672	16,005
	Leisure Facilities Operations	1,292,831	1,292,831	1,220,465	1,331,050
F0201	Library Service Operations	2,901,504	2,901,504	2,794,010	2,825,369
F0202	Archive Service	119,274	119,274	118,544	118,544
F0204	Purchase of Books, CD's etc.	150,000	150,000	150,000	150,000
F0205	Contributions to Library Organisations	0	0	0	0
F0299	Service Support Costs	1,059,554	1,059,554	987,821	948,308
	Operation of Library and Archival Service	4,230,332	4,230,332	4,050,375	4,042,221
F0301	Parks, Pitches & Open Spaces	1,341,863	1,341,863	1,347,544	1,347,544
F0302	Playgrounds	0	0	0	0
F0303	Beaches	282,020	282,020	215,700	215,700
F0399	Service Support Costs	110,918	110,918	106,267	102,016
	Outdoor Leisure Areas Operations	1,734,801	1,734,801	1,669,511	1,665,260
F0401	Community Grants	0	0	0	0
F0402	Operation of Sports Hall/Stadium	0	0	0	0
F0403	Community Facilities	0	0	0	0
F0404	Recreational Development	0	0	0	0
F0499	Service Support Costs	930	930	806	774
	Community Sport and Recreational Development	930	930	806	774
F0501	Administration of the Arts Programme	1,426,583	1,426,583	1,327,841	1,371,190
F0502	Contributions to other Bodies Arts Programme	0	0	0	0
F0503	Museums Operations	323,023	323,023	320,202	324,702
F0504	Heritage/Interpretive Facilities Operations	0	0	0	0
F0505	Festivals & Concerts	0	0	0	0
F0599	Service Support Costs	257,392	257,392	239,021	229,460
	Operation of Arts Programme	2,006,998	2,006,998	1,887,064	1,925,352
F0601	Agency & Recoupable Service	60,000	60,000	45,220	45,220
F0699	Service Support Costs	0	0	0	0
	Agency & Recoupable Services	60,000	60,000	45,220	45,220
	Service Division Total	9,325,891	9,325,891	8,873,441	9,009,878

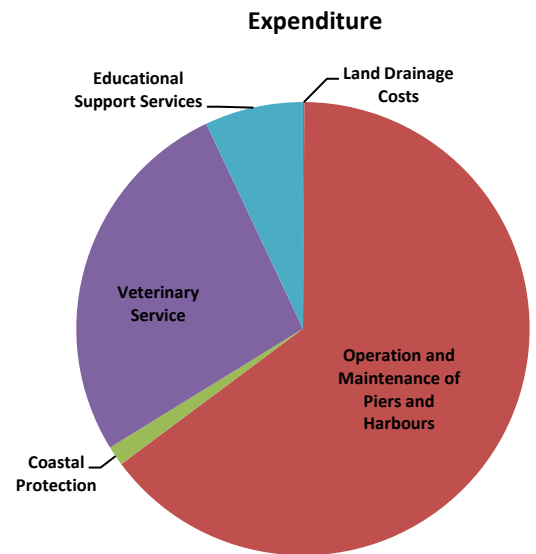
RECREATION & AMENITY				
	2018		2017	
Income by Source	Adopted by Council	Estimated by Chief Executive	Adopted by Council	Estimated Outturn
	€	€	€	€
Government Grants				
Housing, Planning & Local Government	0	0	0	19,500
Education and Skills	0	0	0	0
Arts, Heritage & Gaeltacht	0	0	0	64,000
Social & Protection	0	0	0	0
Library Council	25,000	25,000	25,000	25,000
Arts Council	186,500	186,500	184,500	184,500
Other	82,870	82,870	18,870	23,370
Total Grants & Subsidies (a)	294,370	294,370	228,370	316,370
Goods and Services				
Library Fees/Fines	75,000	75,000	85,000	85,000
Recreation/Amenity/Culture	0	0	0	0
Superannuation	138,884	138,884	138,884	138,884
Agency Services & Repayable Works	0	0	0	0
Local Authority Contributions	0	0	0	0
Other income	157,150	157,150	130,806	130,806
Total Goods and Services (b)	371,034	371,034	354,690	354,690
Total Income c=(a+b)	665,404	665,404	583,060	671,060

Division G - Agriculture, Education, Health & Welfare

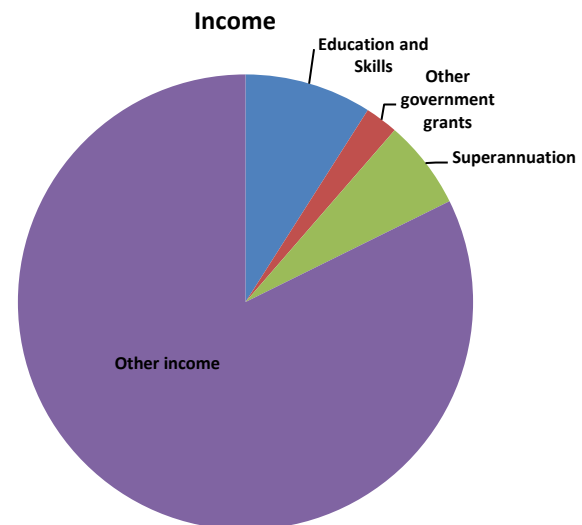
Division	Amount	%
A Housing and Building	18,486,067	12%
B Road Transport & Safety	51,361,957	35%
C Water Services	17,828,813	12%
D Development Management	12,715,745	9%
E Environmental Services	13,490,451	9%
F Recreation and Amenity	9,325,891	6%
G Agriculture, Education, Health & Welfare	2,670,585	2%
H Miscellaneous Services	22,916,045	15%
Grand Total	148,795,554	100%



How the Division is Spent	Amount	%
Land Drainage Costs	2,629	0.1%
Operation and Maintenance of Piers & Harbours	1,728,034	64.7%
Coastal Protection	37,662	1.4%
Veterinary Service	714,722	26.8%
Educational Support Services	187,538	7.0%
Grand Total	2,670,585	100%



Sources of Income in the Division	Amount	%
Education and Skills	45,000	9.0%
Other government grants	11,700	2.3%
Superannuation	31,479	6.3%
Other income	410,150	82.3%
Grand Total	498,329	100%



Division & Services		2018				2017			
		Expenditure		Income		Expenditure		Income	
		Adopted by Council	Estimated by Chief Executive	Adopted by Council	Estimated by Chief Executive	Adopted by Council	Estimated Outturn	Adopted by Council	Estimated Outturn
		€	€	€	€	€	€	€	€
	Agriculture, Education, Health & Welfare								
Code									
G01	Land Drainage Costs	2,629	2,629	173	173	2,321	2,228	173	173
G02	Operation and Maintenance of Piers and Harbours	1,728,034	1,728,034	56,972	56,972	1,683,476	1,675,657	51,972	51,972
G03	Coastal Protection	37,662	37,662	136	136	37,643	145,617	136	106,636
G04	Veterinary Service	714,722	714,722	391,854	391,854	685,330	680,538	381,854	381,854
G05	Educational Support Services	187,538	187,538	49,194	49,194	181,326	176,358	52,194	52,194
G06	Agency & Recoupable Services	0	0	0	0	0	0	0	0
	Service Division Total	2,670,585	2,670,585	498,329	498,329	2,590,096	2,680,399	486,329	592,829

AGRICULTURE, EDUCATION, HEALTH & WELFARE

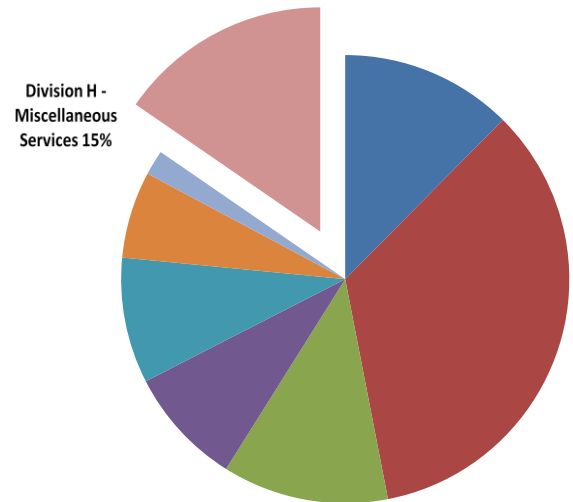
Code	Expenditure by Service and Sub-Service	2018		2017	
		Adopted by Council	Estimated by Chief Executive	Adopted by Council	Estimated Outturn
		€	€	€	€
G0101	Maintenance of Land Drainage Areas	0	0	0	0
G0102	Contributions to Joint Drainage Bodies	0	0	0	0
G0103	Payment of Agricultural Pensions	0	0	0	0
G0199	Service Support Costs	2,629	2,629	2,321	2,228
	Land Drainage Costs	2,629	2,629	2,321	2,228
G0201	Operation of Piers	0	0	0	0
G0203	Operation of Harbours	1,486,008	1,486,008	1,488,008	1,488,008
G0299	Service Support Costs	242,026	242,026	195,468	187,649
	Operation and Maintenance of Piers and Harbours	1,728,034	1,728,034	1,683,476	1,675,657
G0301	General Maintenance - Costal Regions	37,003	37,003	37,003	37,003
G0302	Planned Protection of Coastal Regions	0	0	0	108,000
G0399	Service Support Costs	659	659	640	614
	Coastal Protection	37,662	37,662	37,643	145,617
G0401	Provision of Veterinary Service	5,000	5,000	5,000	5,000
G0402	Inspection of Abattoirs etc	259,572	259,572	232,591	232,591
G0403	Food Safety	0	0	0	0
G0404	Operation of Dog Warden Service	277,833	277,833	285,623	285,623
G0405	Other Animal Welfare Services (incl Horse Control)	42,741	42,741	42,323	42,323
G0499	Service Support Costs	129,576	129,576	119,793	115,001
	Veterinary Service	714,722	714,722	685,330	680,538
G0501	Payment of Higher Education Grants	54,383	54,383	57,130	57,130
G0502	Administration Higher Education Grants	0	0	0	0
G0505	Contribution to Education & Training Board	0	0	0	0
G0506	Other Educational Services	0	0	0	0
G0507	School Meals	0	0	0	0
G0599	Service Support Costs	133,155	133,155	124,196	119,228
	Educational Support Services	187,538	187,538	181,326	176,358
G0601	Agency & Recoupable Service	0	0	0	0
G0699	Service Support Costs	0	0	0	0
	Agency & Recoupable Services	0	0	0	0
	Service Division Total	2,670,585	2,670,585	2,590,096	2,680,399

AGRICULTURE, EDUCATION, HEALTH & WELFARE				
	2018		2017	
Income by Source	Adopted by Council	Estimated by Chief Executive	Adopted by Council	Estimated Outturn
	€	€	€	€
Government Grants				
Housing, Planning & Local Government	0	0	0	93,000
Arts, Heritage & Gaeltacht	0	0	0	0
Education and Skills	45,000	45,000	48,000	48,000
Transport Tourism & Sport	0	0	0	0
Other	11,700	11,700	11,700	25,200
Total Grants & Subsidies (a)	56,700	56,700	59,700	166,200
Goods and Services				
Superannuation	31,479	31,479	31,479	31,479
Agency Services & Repayable Works	0	0	0	0
Local Authority Contributions	0	0	0	0
Other income	410,150	410,150	395,150	395,150
Total Goods and Services (b)	441,629	441,629	426,629	426,629
Total Income c=(a+b)	498,329	498,329	486,329	592,829

Division H - Miscellaneous Services

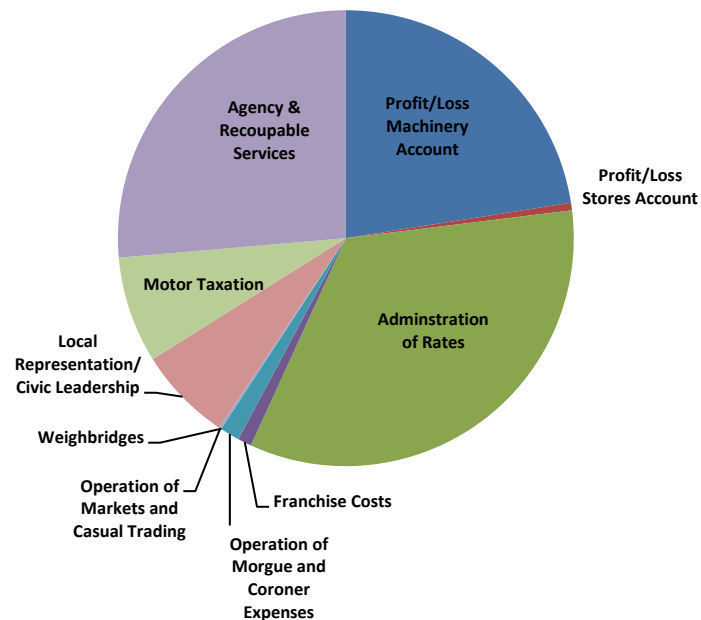
Division	Amount	%
A Housing and Building	18,486,067	12%
B Road Transport & Safety	51,361,957	35%
C Water Services	17,828,813	12%
D Development Management	12,715,745	9%
E Environmental Services	13,490,451	9%
F Recreation and Amenity	9,325,891	6%
G Agriculture, Education, Health & Welfare	2,670,585	2%
H Miscellaneous Services	22,916,045	15%
Grand Total	148,795,554	100%

Overall Expenditure



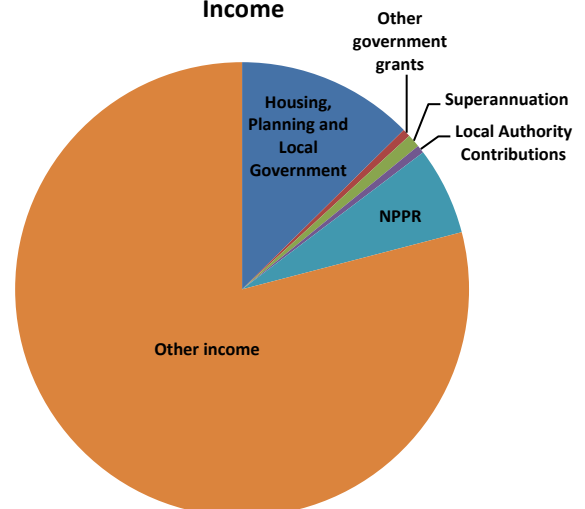
How the Division is Spent	Amount	%
Profit/Loss Machinery Account	5,159,242	22.5%
Profit/Loss Stores Account	121,632	0.5%
Administration of Rates	7,745,037	33.8%
Franchise Costs	225,486	1.0%
Operation of Morgue and Coroner Expenses	318,494	1.4%
Weighbridges	2,374	0.0%
Operation of Markets and Casual Trading	35,445	0.2%
Local Representation/Civic Leadership	1,538,620	6.7%
Motor Taxation	1,728,316	7.5%
Agency & Recoupable Services	6,041,400	26.4%
Grand Total	22,916,045	100%

Expenditure



Sources of Income in the Division	Amount	%
Housing, Planning and Local Government	2,016,216	12.6%
Other government grants	89,951	0.6%
Superannuation	151,361	0.9%
Local Authority Contributions	90,760	0.6%
NPPR	1,000,000	6.3%
Other income	12,634,344	79.1%
Grand Total	15,982,632	100%

Income



Division & Services		2018				2017			
		Expenditure		Income		Expenditure		Income	
		Adopted by Council	Estimated by Chief Executive	Adopted by Council	Estimated by Chief Executive	Adopted by Council	Estimated Outturn	Adopted by Council	Estimated Outturn
		€	€	€	€	€	€	€	€
	Miscellaneous Services								
Code									
H01	Profit/Loss Machinery Account	5,159,242	5,159,242	4,070,672	4,070,672	4,943,508	5,905,568	3,901,089	5,101,089
H02	Profit/Loss Stores Account	121,632	121,632	211,756	211,756	118,647	117,860	191,156	191,156
H03	Administration of Rates	7,745,037	7,620,037	1,117,173	1,117,173	7,324,493	7,290,918	467,173	517,173
H04	Franchise Costs	225,486	225,486	5,067	5,067	227,784	203,125	5,067	5,066
H05	Operation of Morgue and Coroner Expenses	318,494	318,494	466	466	315,714	320,884	466	466
H06	Weighbridges	2,374	2,374	100	100	1,994	1,914	100	100
H07	Operation of Markets and Casual Trading	35,445	35,445	15,353	15,353	35,366	35,295	12,353	12,353
H08	Malicious Damage	0	0	0	0	0	0	0	0
H09	Local Representation/Civic Leadership	1,538,620	1,538,620	1,440	1,440	1,337,147	1,334,229	1,440	1,440
H10	Motor Taxation	1,728,316	1,728,316	94,497	94,497	1,754,030	1,754,852	94,497	94,495
H11	Agency & Recoupable Services	6,041,400	6,166,400	10,466,107	10,466,107	7,666,727	7,652,281	10,927,052	8,257,339
	Service Division Total	22,916,045	22,916,045	15,982,632	15,982,632	23,725,410	24,616,926	15,600,393	14,180,677

MISCELLANEOUS SERVICES					
Code	Expenditure by Service and Sub-Service	2018		2017	
		Adopted by Council	Estimated by Chief Executive	Adopted by Council	Estimated Outturn
		€	€	€	€
H0101	Maintenance of Machinery Service	84,050	84,050	34,665	34,665
H0102	Plant and Machinery Operations	4,071,316	4,071,316	3,952,837	4,953,137
H0199	Service Support Costs	1,003,876	1,003,876	956,006	917,766
Profit/Loss Machinery Account		5,159,242	5,159,242	4,943,508	5,905,568
H0201	Purchase of Materials, Stores	900	900	0	0
H0202	Administrative Costs Stores	99,612	99,612	98,966	98,966
H0203	Upkeep of Buildings, Stores	0	0	0	0
H0299	Service Support Costs	21,120	21,120	19,681	18,894
Profit/Loss Stores Account		121,632	121,632	118,647	117,860
H0301	Administration of Rates Office	475,300	350,300	356,120	356,120
H0302	Debt Management Service Rates	676,276	676,276	697,839	673,765
H0303	Refunds and Irrecoverable Rates	6,339,729	6,339,729	6,033,000	6,033,000
H0399	Service Support Costs	253,732	253,732	237,534	228,033
Administration of Rates		7,745,037	7,620,037	7,324,493	7,290,918
H0401	Register of Elector Costs	123,554	123,554	130,084	109,333
H0402	Local Election Costs	0	0	0	0
H0499	Service Support Costs	101,932	101,932	97,700	93,792
Franchise Costs		225,486	225,486	227,784	203,125
H0501	Coroner Fees and Expenses	312,756	312,756	310,412	315,794
H0502	Operation of Morgue	0	0	0	0
H0599	Service Support Costs	5,738	5,738	5,302	5,090
Operation and Morgue and Coroner Expenses		318,494	318,494	315,714	320,884
H0601	Weighbridge Operations	0	0	0	
H0699	Service Support Costs	2,374	2,374	1,994	1,914
Weighbridges		2,374	2,374	1,994	1,914

MISCELLANEOUS SERVICES

Code	Expenditure by Service and Sub-Service	2018		2017	
		Adopted by Council	Estimated by Chief Executive	Adopted by Council	Estimated Outturn
		€	€	€	€
H0701	Operation of Markets	0	0	0	0
H0702	Casual Trading Areas	33,600	33,600	33,600	33,600
H0799	Service Support Costs	1,845	1,845	1,766	1,695
	Operation of Markets and Casual Trading	35,445	35,445	35,366	35,295
H0801	Malicious Damage	0	0	0	0
H0899	Service Support Costs	0	0	0	0
	Malicious Damage	0	0	0	0
H0901	Representational Payments	647,865	647,865	612,905	612,905
H0902	Chair/Vice Chair Allowances	36,000	36,000	36,000	36,000
H0903	Annual Allowances LA Members	0	0	0	0
H0904	Expenses LA Members	587,800	587,800	511,700	511,700
H0905	Other Expenses	0	0	0	0
H0906	Conferences Abroad	18,000	18,000	15,000	15,000
H0907	Retirement Gratuities	150,000	150,000	70,000	70,000
H0908	Contribution to Members Associations	18,600	18,600	18,600	18,600
H0909	General Municipal Allocation	0	0	0	0
H0999	Service Support Costs	80,355	80,355	72,942	70,024
	Local Representation/Civic Leadership	1,538,620	1,538,620	1,337,147	1,334,229
H1001	Motor Taxation Operation	1,022,308	1,022,308	1,093,028	1,120,290
H1099	Service Support Costs	706,008	706,008	661,002	634,562
	Motor Taxation	1,728,316	1,728,316	1,754,030	1,754,852
H1101	Agency & Recoupable Service	5,516,584	5,641,584	7,138,824	7,138,824
H1102	NPPR	127,070	127,070	166,748	166,748
H1199	Service Support Costs	397,746	397,746	361,155	346,709
	Agency & Recoupable Services	6,041,400	6,166,400	7,666,727	7,652,281
	Service Division Total	22,916,046	22,916,046	23,725,410	24,616,926

MISCELLANEOUS SERVICES				
	2018		2017	
Income by Source	Adopted by Council	Estimated by Chief Executive	Adopted by Council	Estimated Outturn
	€	€	€	€
Government Grants				
Housing, Planning & Local Government	2,016,216	2,016,216	924,888	924,889
Agriculture, Food & the Marine	0	0	0	0
Social Protection	0	0	0	0
Justice and Equality	0	0	0	0
Non-Dept HFA and BMW	0	0	0	0
Other	89,951	89,951	44,348	88,348
Total Grants & Subsidies (a)	2,106,167	2,106,167	969,236	1,013,237
Goods and Services				
Superannuation	151,361	151,361	151,360	151,360
Agency Services & Repayable Works	0	0	0	0
Local Authority Contributions	90,760	90,760	90,760	90,760
NPPR	1,000,000	1,000,000	1,000,000	1,000,000
Other income	12,634,344	12,634,344	13,389,037	11,925,321
Total Goods and Services (b)	13,876,465	13,876,465	14,631,157	13,167,441
Total Income c=(a+b)	15,982,632	15,982,632	15,600,393	14,180,677

APPENDIX 1	
Summary of Central Management Charge	
	2018 €
Area Office Overhead	1,557,708
Corporate Affairs Overhead	1,916,013
Corporate Buildings Overhead	1,543,094
Finance Function Overhead	2,324,240
Human Resource Function	1,274,784
IT Services	2,423,933
Print/Post Room Service Overhead Allocation	293,028
Pension & Lump Sum Overhead	9,253,766
Total Expenditure Allocated to Services	20,586,566

APPENDIX 2

Summary of Local Property Tax Allocation

			2018 €
Discretionary Local Property Tax - Revenue Budget (Table A)			25,119,850
Local Property Tax Self Funding - Revenue Budget			
	Housing & Building	0	
	Road Transport & Safety	0	
			0
Total Local Property Tax - Revenue Budget			25,119,850
Local Property Tax Self Funding - Capital Budget			
	Housing & Building	0	
	Road Transport & Safety	0	
			0
Total Local Property Tax - Capital Budget			0
Total Local Property Tax Allocation (Post Variation)			25,119,850

CERTIFICATE OF ADOPTION

I hereby certify that at the budget meeting of Donegal County Council held this1st..... day of December....., 2017 the Council by Resolution adopted for the financial year ending on the 31st day of December, 2018 the budget set out in Tables A to F and by Resolution determined in accordance with the said budget the Rate set out in Table A to be the annual rate on valuation to be levied for that year for the purposes set out in those Tables.

Signed Gerry McMerigle
Cathaoirleach

Countersigned [Signature]
Chief Executive

Dated this 1st day of December....., 2017



Comhairle Contae Dhún na nGall Donegal County Council



Handover of Pan Celtic Charter



Official Opening of Bonagee Pier as part of MalinWaters initiative



2016 Overall Donegal Sports Star Sinead Jennings



Club Óige Chríost Pride of Place Finalists



N15 Blackburn Bridge Realignment Scheme Phase 1



Emergency Response Services



Seachtain na Gaeilge 2017



Launch of Driver Awareness Programme



Tip O'Neill Irish Diaspora Award 2017



N56 Boyoughter to Kilkenny Road Scheme



Freedom of Donegal for Seamus Coleman



Big Donegal Clean Up



Donegal Civil Defence



Official launch of Wainfest 2017



Overlooking blue flag beach at Rossnowlagh